

RICOH

**RICOH VT3600/VT2600
(C218/C219)**

PARTS CATALOG

First Edition July 1994

RICOH COMPANY, LTD.

PARTS CATALOG

INTRODUCTION

This chapter instructs you the numbers and names of this parts on this machine.

INDEX to PARTS CATALOG

VT3600/VT2600	(C218/C219)
DF UNIT	(C550)
TAPE MARKER TYPE 20	(C532)

VT3600/VT2600
(C218/C219)

PARTS CATALOG

INTRODUCTION

This chapter instructs you the numbers and names of this parts on this machine.

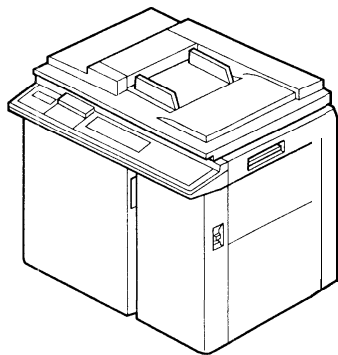
INDEX to PARTS CATALOG

Location of Unit	3	19.PaperExitSection2(C218/C219)	46
1. Exterior (C218/C219)	10	20. Paper Exit Section 3(C218)..	48
2.PlatenCover(C218/C219)	12	21. Paper Exit Section 4(C219)..	50
3.FrameSection 1 (C218/C219)..	14	22.DrumSection 1 (C218/C219)	52
04.FrameSection2(C218/C219)..	16	23.DrumSection2(C218/C219)..	54
5.DriveSection 1 (C218/C219)..	18	24.DrumSection3(C218/C219)..	56
6.DriveSection 2 (C218/C219)..	20	25.DrumSection4(C218/C219)..	58
7. Paper Table Section 1 (C218/C219)	22	26.ScannerSection 1 (C218/C219)	60
8.PaperTableSection2(C218/C219)	24	27.ScannerSection2(C218/C219)	62
9.PaperFeedRoller(C218/C219)..	26	28.ScannerSection3(C218/C219)	64
10.PaperSeparationRoller(C218/C219)	28	29.ScannerSection4(C218/C219)	66
11.PaperDeliverySection 1 (C218/C219)	30	30.PlotterSection 1 (C218/C219)..	68
12.PaperDeliverySection2(C218/C219)	32	31.PlotterSection2(C218/C219)..	70
13.PaperDeliverySection3(C218/C219)	34	32.PlotterSection3(C218/C219)..	72
14.PaperDeliverySection4(C218/C219)	36	33.PlotterSection4(C218/C219)..	74
15. Delivery Table 1(C218)	38	34.MasterEjectSection 1 (C218/C219)	76
16. Delivery Table 2 (C219)	40	35.MasterEjectSection2(C218/C219)	78
17. Delivery Table3(C218)	42	36.MasterEjectSection3(C218/C219)	80
18.PaperExitSection1(C218/C219)	44	37.ElectricalSectionI(C218/C219)..	82

38. Electrical Section 2(C218/C219)	84
39. Cassette (C218/C219)	86
40. TableSection(C218/C219)	88
41. Main Control Board (C218)	90
42. Main Control Board (C219)	96
43. AC Drive Board (C218)	102
44. AC Drive Board (C219)	104
45. image Processing Board (C218)	106
46. image Processing Board (C219)	110
47. Thermal Head Drive Board (C218)	114
48. Thermal Head Drive Board (C219)	116
49. DC Drive Harness (C218),	118
50. DC Drive Harness (C219)	120
51. Decal and Document (C218/C219)	122
52. Accessories and SpecialTools (C218/C219)	126
Parts Index	129

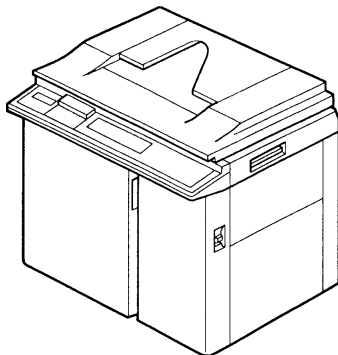
LOCATION OF UNIT

1. EXTERIOR (C218/C219)



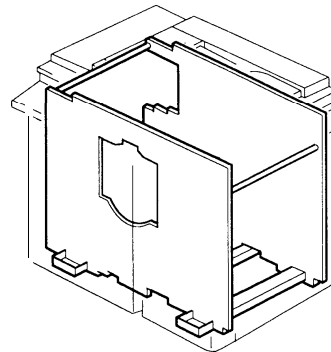
See Page 10

2. PLATEN COVER (C218/C219)



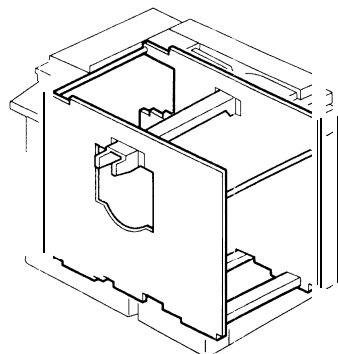
See Page 12

3. FRAME SECTION 1 (C218/C219)



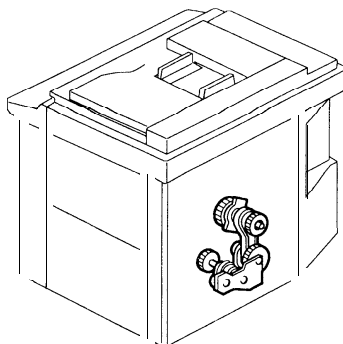
See Page 14

4. FRAME SECTION 2 (C218/C219)



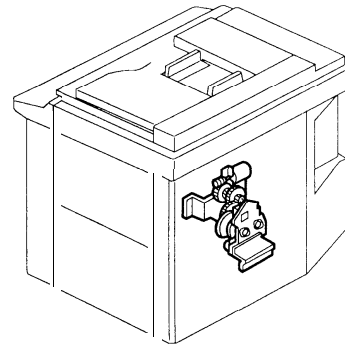
See Page 16

5. DRIVE SECTION 1 (C218/C219)



See Page 18

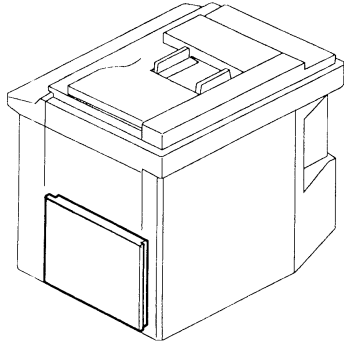
6. DRIVE SECTION 2 (C218/C219)



See Page 20

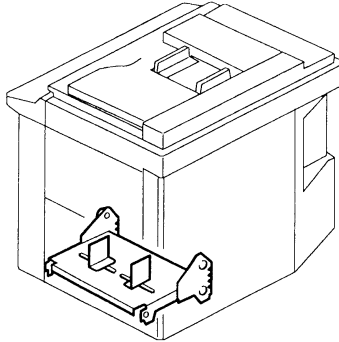
LOCATION OF UNIT

7. PAPER TABLE SECTION 1 (C218/C219)



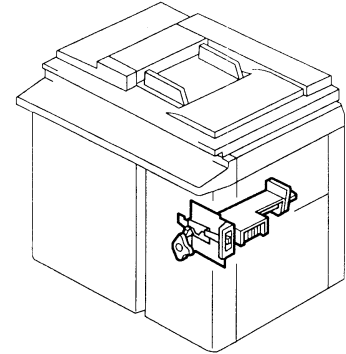
See Page 22

8. PAPER TABLE SECTION 2 (C218/C219)



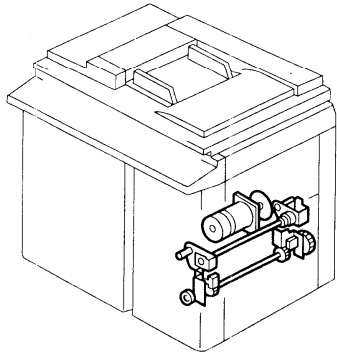
See Page 24

9. PAPER FEED ROLLER (C218/C219)



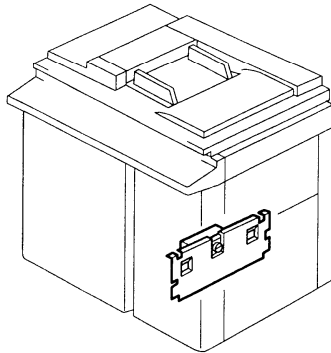
See Page 26

10. PAPER SEPARATION ROLLER (C218/C219)



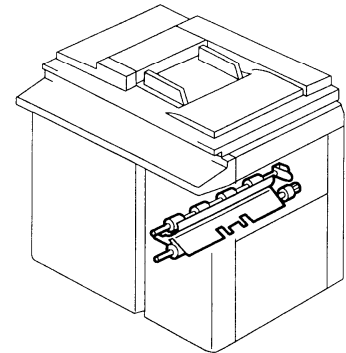
See Page 28

11. PAPER DELIVERY SECTION 1 (C218/C219)



See Page 30

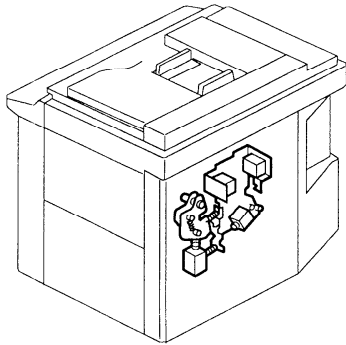
12. PAPER DELIVERY SECTION 2 (C218/C219)



See Page 32

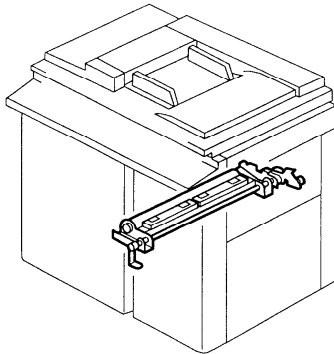
LOCATION OF UNIT

13. PAPER DELIVERY SECTION 3 (C218/C219)



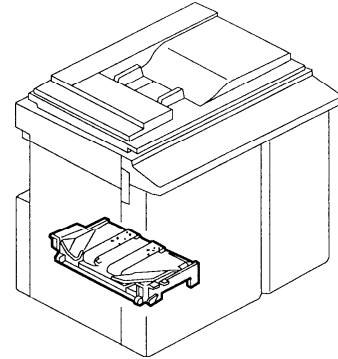
See Page 34

14. PAPER DELIVERY SECTION 4 (C218/C219)



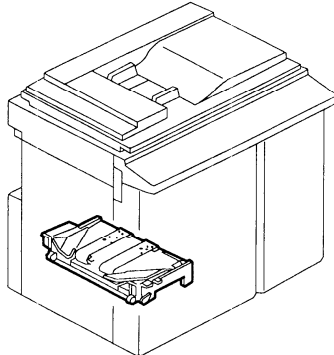
See Page 36

15. DELIVERY TABLE 1 (C218)



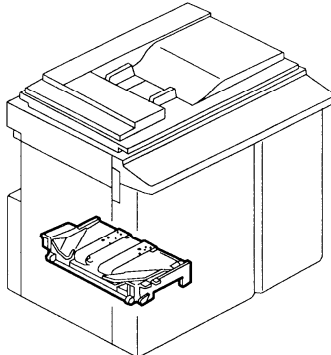
See Page 38

16. DELIVERY TABLE 2 (C219)



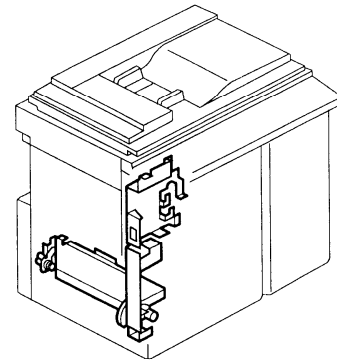
See Page 40

17. DELIVERY TABLE 3 (C218)



See Page 42

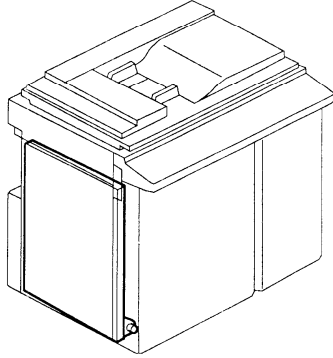
18. PAPER EXIT SECTION 1 (C218/C219)



See Page 44

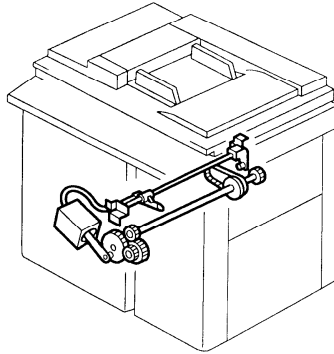
LOCATION OF UNIT

19. PAPER EXIT SECTION 2 (C218/C219)



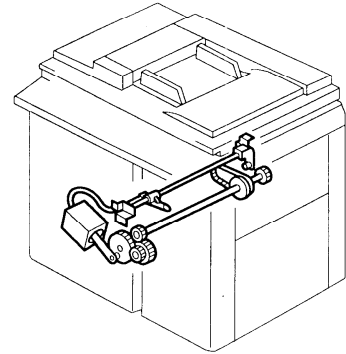
See Page 46

20. PAPER EXIT SECTION 3 (C218)



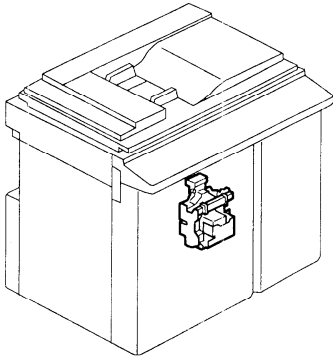
See Page 48

21. PAPER EXIT SECTION 4 (C219)



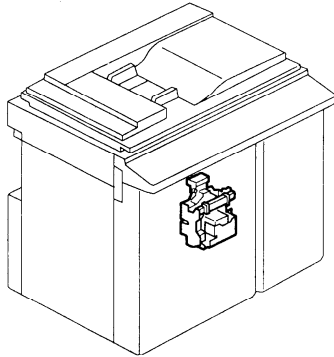
See Page 50

22. DRUM SECTION 1 (C218/C219)



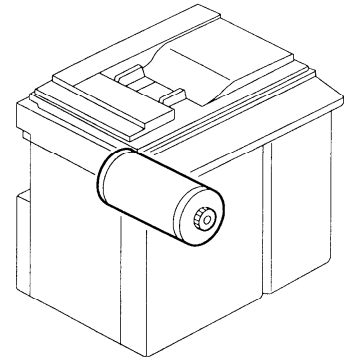
See Page 52

23. DRUM SECTION 2 (C218/C219)



See Page 54

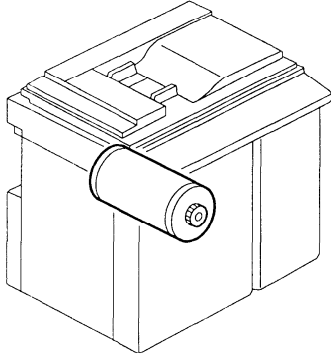
24. DRUM SECTION 3 (C218/C219)



See Page 56

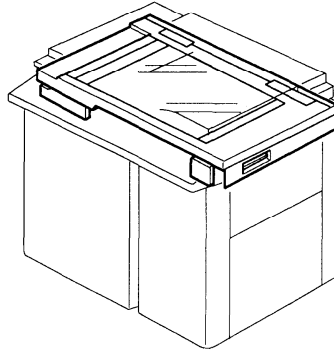
LOCATION OF UNIT

25. DRUM SECTION 4 (C218/C219)



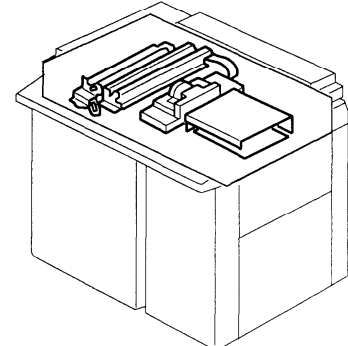
See Page 58

26. SCANNER SECTION 1 (C218/C219)



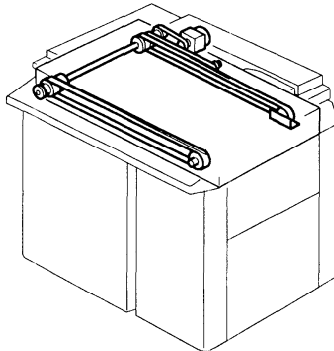
See Page 60

27. SCANNER SECTION 2 (C218/C219)



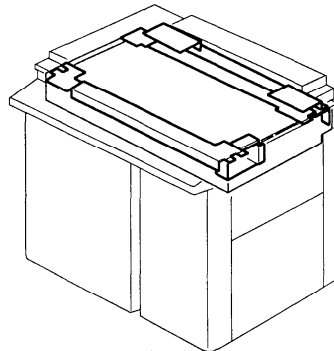
See Page 62

28. SCANNER SECTION 3 (C218/C219)



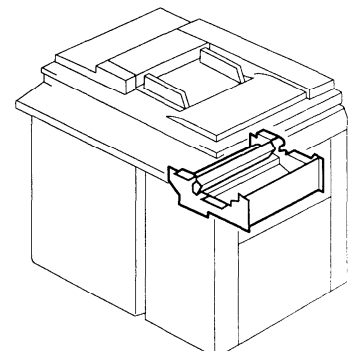
See Page 64

29. SCANNER SECTION 4 (C218/C219)



See Page 66

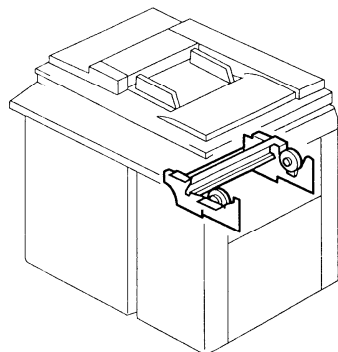
30. PLOTTER SECTION 1 (C218/C219)



See Page 68

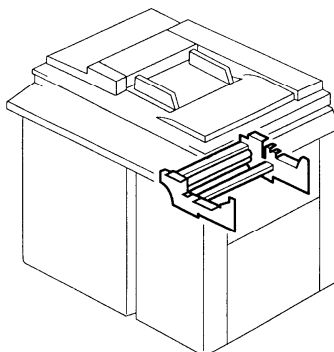
LOCATION OF UNIT

31. PLOTTER SECTION 2 (C218/C219)



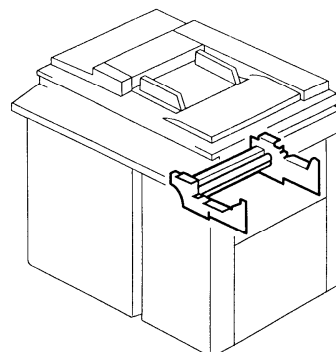
See Page 70

32. PLOTTER SECTION 3 (C218/C219)



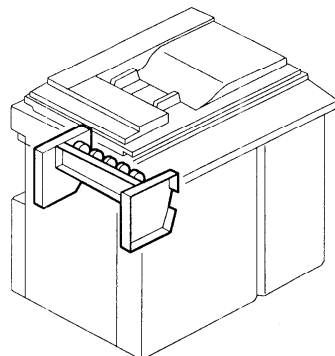
See Page 72

33. PLOTTER SECTION 4 (C218/C219)



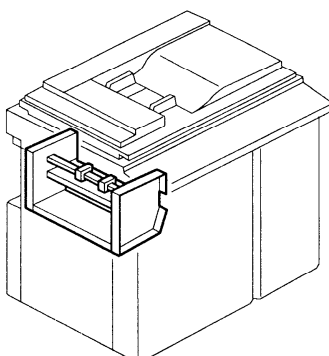
See Page 74

34. MASTER EJECT SECTION 1 (C218/C219)



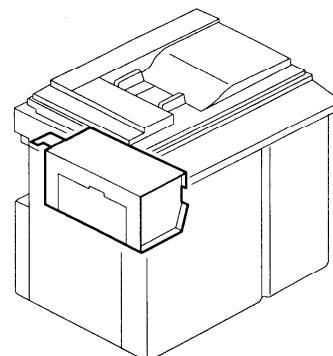
See Page 76

35. MASTER EJECT SECTION 2 (C218/C219)



See Page 78

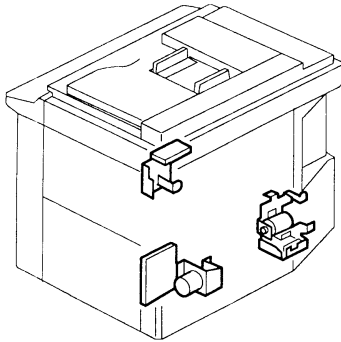
36. MASTER EJECT SECTION 3 (C218/C219)



See Page 80

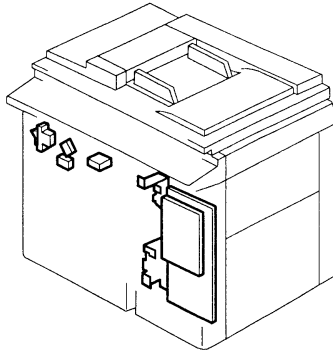
LOCATION OF UNIT

37. ELECTRICAL SECTION 1 (C218/C219)



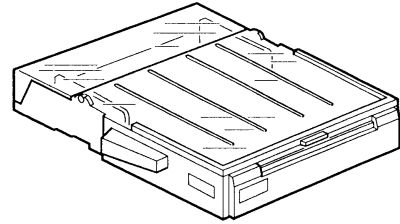
See Page 82

38. ELECTRICAL SECTION 2 (C218/C219)



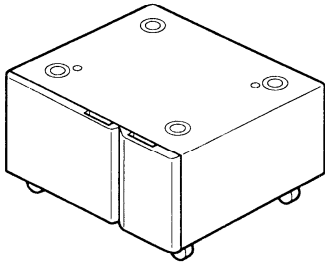
See Page 84

39. CASSETTE (C218/C219)



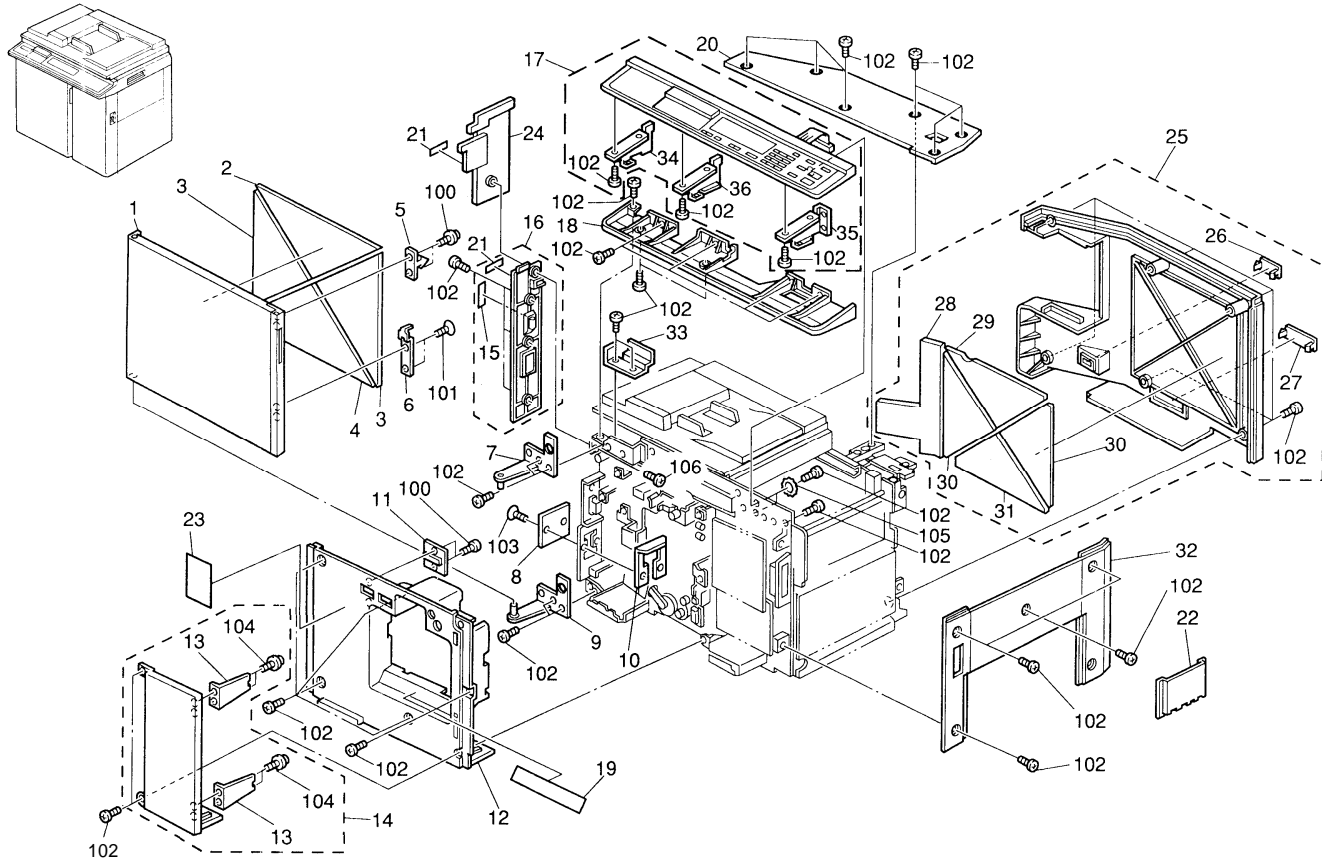
See Page 86

10. TABLE SECTION (C218/C219)

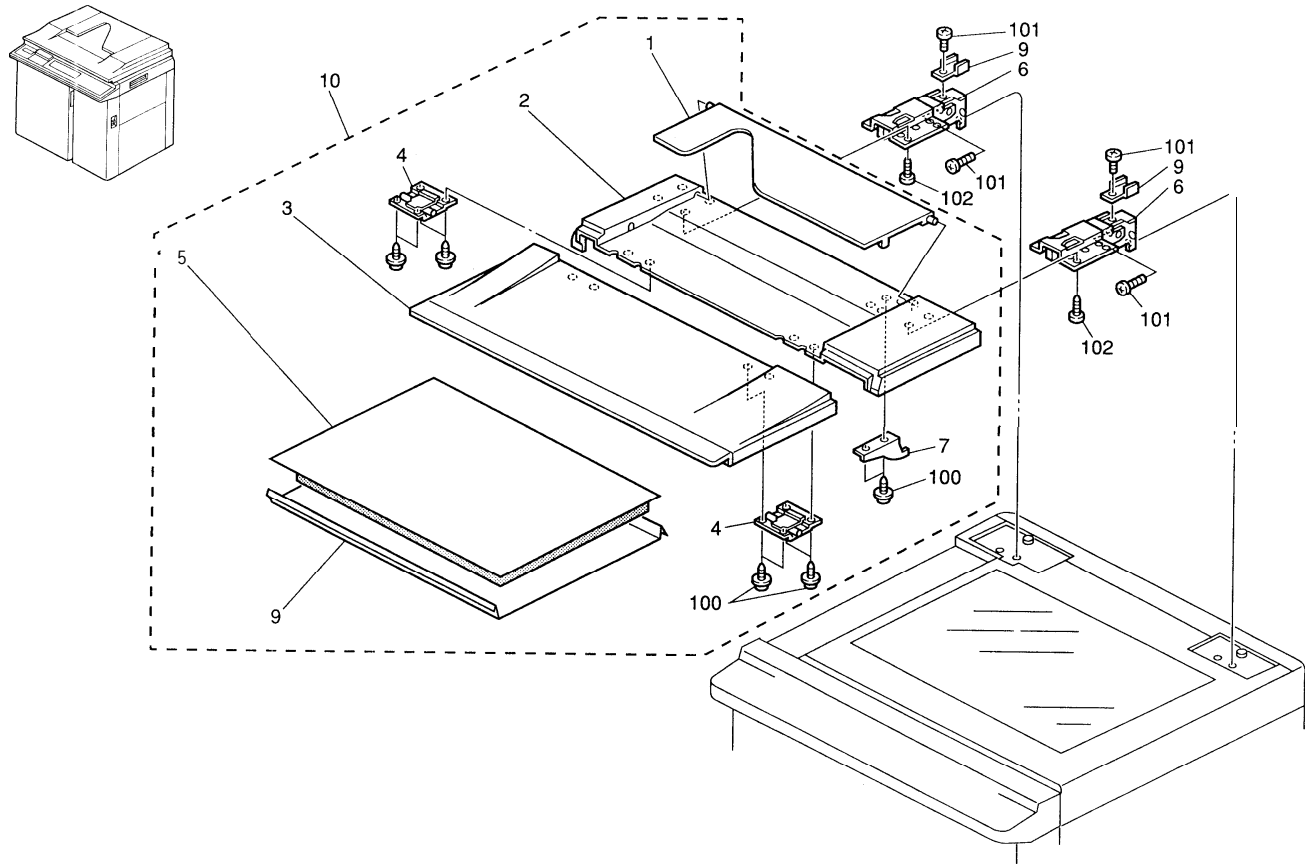


See Page 88

1. EXTERIOR (C218/C219)



2. PLATEN COVER (C218/C219)

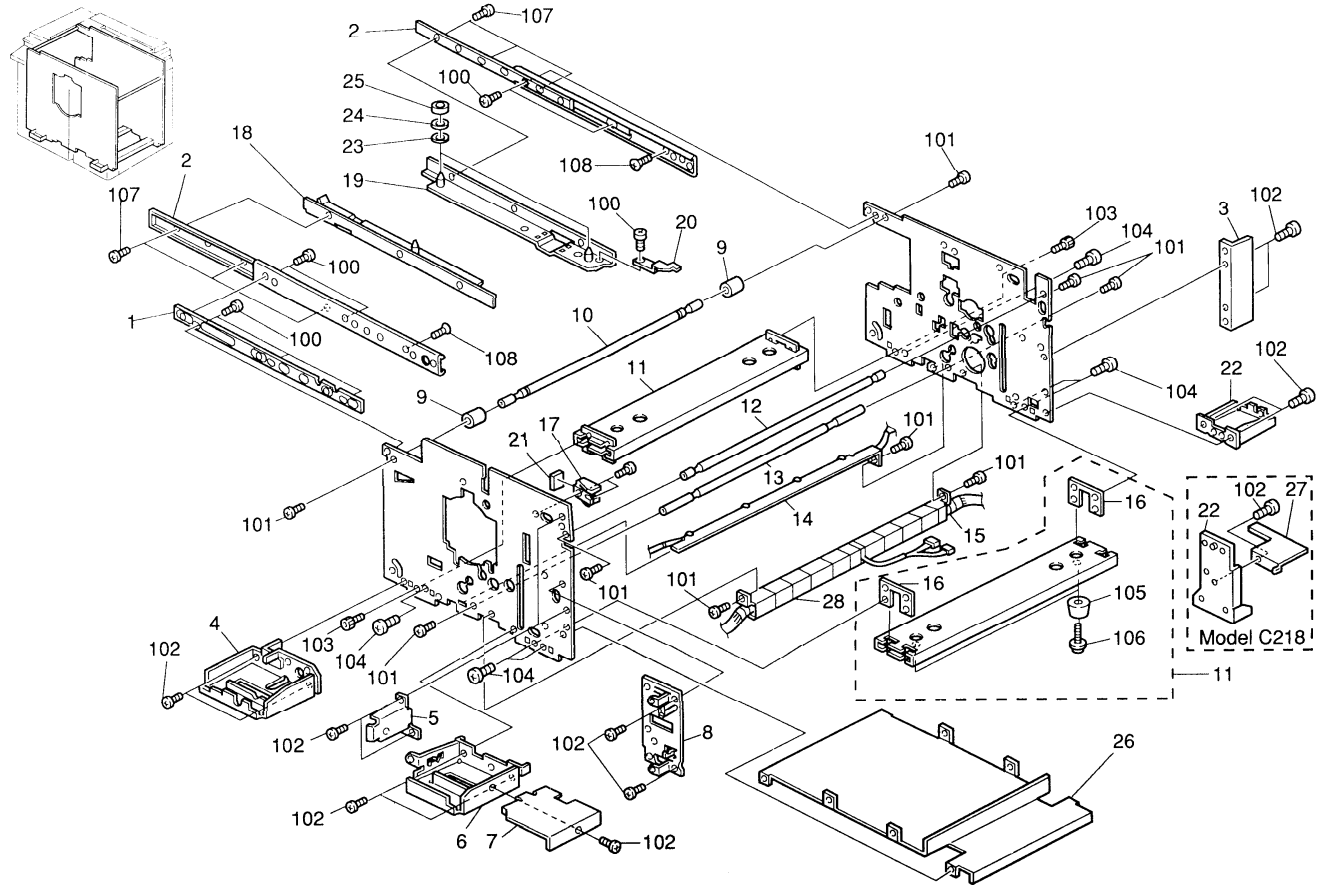


2. PLATEN COVER (C218/C219)

Index No.	Part No.	Description	Q'ty Per Assembly
1	C2192705	Original Holder	1
2	C2192704	Rear Platen Cover	1
3	C219 2702	Front Platen Cover	1
4	54482824	Flex Hinge - Platen Cover	2
5	AA16 2053	Platen Cover Pad	1
6	C2192710	Platen Cover Hinge	2
7	C2192706	Platen Cover Sensor Actuator	1
8	C219 2708	Platen Cover Sheet	1
9	C2192711	Hinge Stopper	2
10	C218 2807	Platen Cover Ass'y	1

Index No.	Part No.	Description	Q'ty Per Assembly
100	O414O1O2W	Tapping Screw - M4X1 O	
101	0313 0050W	Philips Pan Head Screw - M3x5	
102	0314 0060W	Philips Pan Head Screw - M4x6	

3. FRAME SECTION 1 (C218/C219)



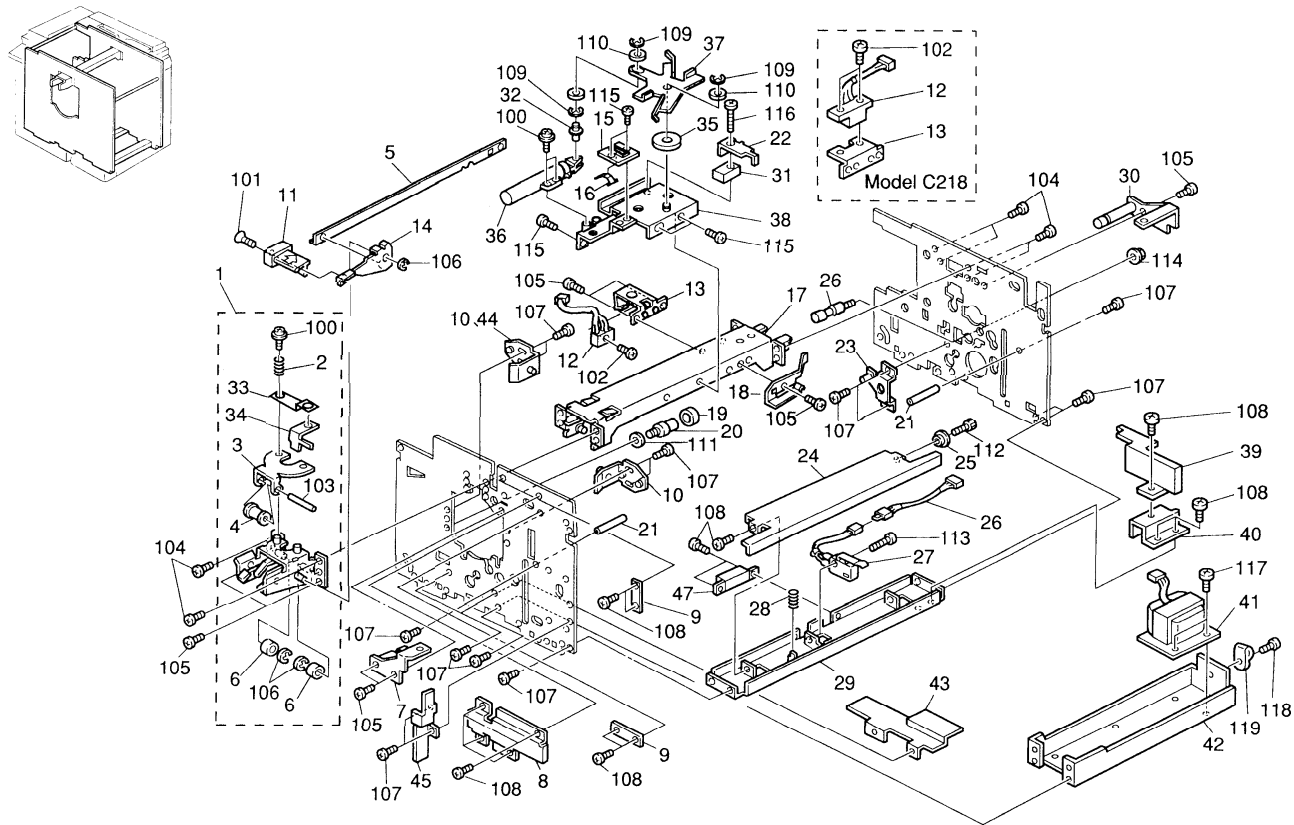
3. FRAME SECTION 1 (C218/C219)

Index No.	Part No.	Description	Q'ty Per Assembly
1	C2183124	Spacer	1
2	C2183123	Slide Rail	2
3	C2192152	Rear Cover Bracket (C219)	1
4	C219 2106	Left Grip -Paper Delivery (C219)	1
4	C209 2107	Left Grip -Paper Delivery (C218)	1
5	C209 2413	Right Cover Bracket	1
6	C209 2061	Left Grip-Paper Feed	1
7	C209 2062	Left Grip Cover	1
8	C219 2121	IPU Board Bracket (C219)	1
8	C2182119	IPU Board Bracket (C218)	1
9	C2032092	Roller -Front Shaft (C218)	2
10	C2192091	Rear Stay (C219)	1
10	C2032091	Front Shaft (C218)	1
11	C2092004	Bottom Stay	2
12	C2192050	Front Stay (C219)	1
12	C2092050	Front Stay (C218)	1
13	C2192111	Shaft (C219)	1
13	C2092111	Shaft (C218)	1
14	C2188111	DC Drive Harness	1
15	C2188122	AC DriveHarness(C218)	1
15	C2198152	ACDrive Harness(C219)	1
16	C2032096	Bottom Stay Nut	4
17	C2183136	Scanner Rail Stopper	1
18	C2183131	Slide Rail Left Bracket	1
19	C2183127	Slide Rail Right Bracket	1
20	C2183125	Scanner Open Actuator	1
21	C2183138	Stopper Sheet	1
22	C2192150	Rear Right Grip (C219)	1
22	C2092150	Rear Right Grip-Paper Feed (C218)	1
23	C2183135	Spacer Cushion	2
24	C2183134	Scanner Base Cushion 2	2
25	C2183133	Scanner Base Cushion 1	2
26	C2182094	Bottom Cover	1
27	C2102177	Right Grip Cover	1
28	C2092112	Support Plate	1

Index No.	Part No.	Description	Q'ty Per Assembly
100	03140060W	Philips Pan Head Screw- M4x6	
101	03140080Z	Philips Screw-4x8	
102	04340080Z	Tapping Screw- M4x8	
103	05950120E	Socket Screw-M5X12	
104	03150120Z	PhilipsScrew-5x12	
105	08056009	Rubber Foot	
106	09515035Z	Philips Screw W/h Flat Washer-M3x35	
107	0801 1004	Screw- M4X4	
108	03240060Z	Philips Sunken Head Screw- M4x6	



4. FRAME SECTION 2 (C218/C219)

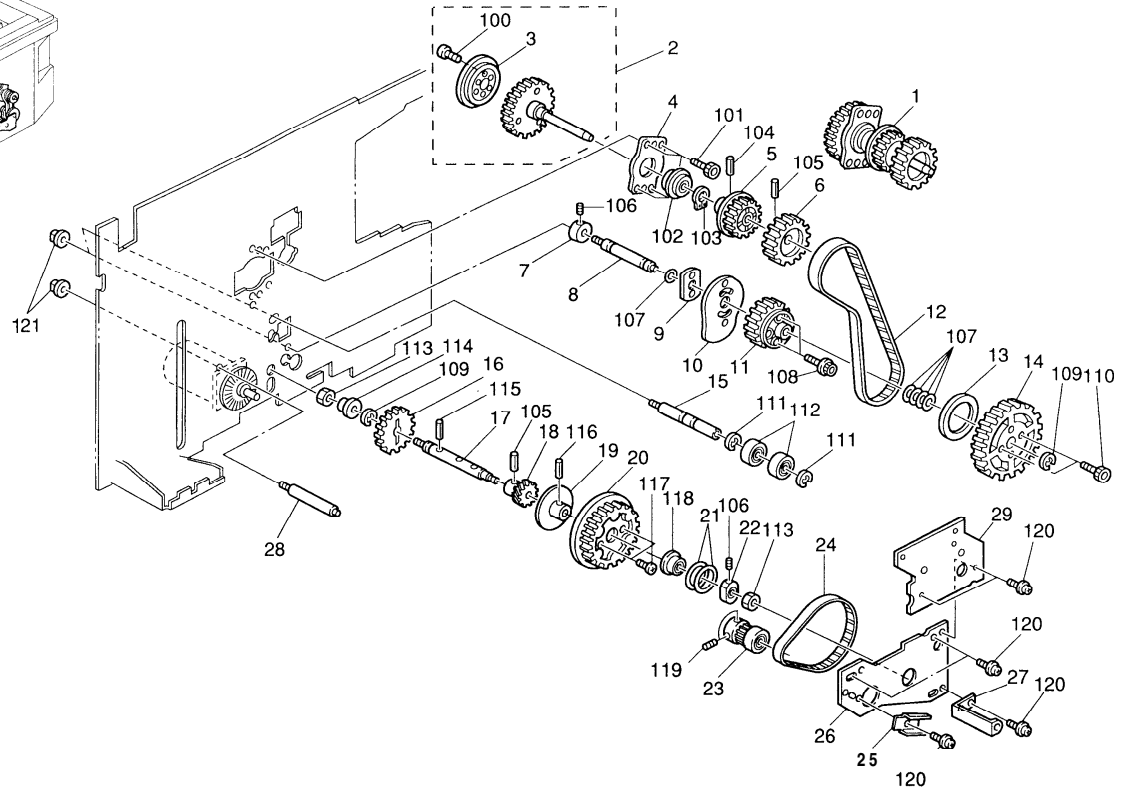
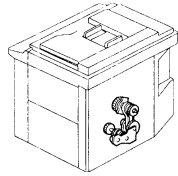


4. FRAME SECTION 2 (C218/C219)

Index No.	Part No.	Description	Q'ty Per Assembly
1	C219 4505	Drum Stopper Ass'y (C219)	1
1	C215 4506	Stopper Base (C218)	1
2	C201 4533	Drum Stopper Spring	1
3	C201 4531	Drum Stopper Pawl	1
4	C201 4532	Drum Stopper Roller	1
5	C215 4515	Drum Lock Link	1
6	C201 4606	Stopper Releasing Plate	2
7	C219 2053	Left Fixing Plate (C219)	1
7	C209 2052	Left Fixing Plate (C218)	1
8	C218 2024	Flat Cable Cover	1
9	C218 3039	Flat Cable Clamp	2
10	C200 4520	Lock Pin - Drum (A4/A3/B4)	2
10	C211 4523	Lock Pin - Drum (LT)	2
11	C215 4514	Drum Lock Knob	1
12	C209 8117	Drum Master Detection Sensor	1
13	C209 4519	Drum Sensor Bracket (C218)	1
13	C2194518	Drum Sensor Bracket (C218)(A4)	1
13	C219 4548	Drum Sensor Bracket (C219)(LT)	1
14	C2154511	Drum Lock Lever	1
15	C203 4511	Spring Plate Supporter	1
16	C203 4512	Grounding Spring Plate	1
17	C219 4502	Drum Rail Stay (C219)	1
17	C218 4502	Drum Rail Stay (C218)	1
18	C215 4528	Plate Spring - Drum Rail (C219)	1
18	C218 4528	Plate Spring - Drum Rail (C218)	1
19	55014719	Rubber Ring - Stopper	1
20	C200 3716	Cushion Shaft	1
21	C21941 15	Stud - M4 (C219)	2
21	C20941 90	Stud (C218)	2
22	C218 2039	Cushion Stopper	1
23	C203 6060	Vacuum Drive Bracket (C219)	1
24	C219 2428	Switch Plate - Paper Feed Table (C219)	1
24	C2185071	Switch Plate - Paper Feed Table (C218)	1
25	54032048	Bushing - 4mm	1
26	C209 8295	Safety Switch Relay Harness	1

Index No.	Part No.	Description	Q'ty Per Assembly
27	C210 8439	Safety Switch (A4)	1
27	C209 8294	Safety Switch (LT)	1
28	AA0630 16	Pressure Spring	1
29	C219 2429	Support Bracket - Paper Feed Cover (C219)	1
29	C218 2429	Support Bracket - Paper Feed Cover (C218)	1
30	C219 2057	Right Fixing Plate (C219)	1
30	C209 2056	Right Fixing Plate (C218)	1
31	C218 2040	Cushion	1
32	C218 2042	Absorber Pin	1
33	C215 4533	Spring Plate	1
34	C215 4532	Locking Arm	1
35	C218 2043	Spacer	1
36	C218 2044	Shock Absorber	1
37	C2182041	Scanner Guide Plate	1
38	C218 2035	Scanner Stopper Bracket	1
39	C2182441	Lower Harness Cover (C218)	1
39	C219 2440	Lower Harness Cover (C219)	1
40	C219 2441	Upper Harness Cover	1
41	C2188181	Transformer - 115V	1
41	C216 8155	Transformer - 235 V/105V	1
42	C2162018	Transformer Bracket	1
43	C218 2099	Transformer Cover	1
44	C211 4520	Left Lock Pin - Drum	1
45	C210 2186	Right Cover Bracket	1
46	C2092110	Drive Support Shaft	1
47	C210 2091	Harness Cover	1

5. DRIVE SECTION 1 (C218/C219)

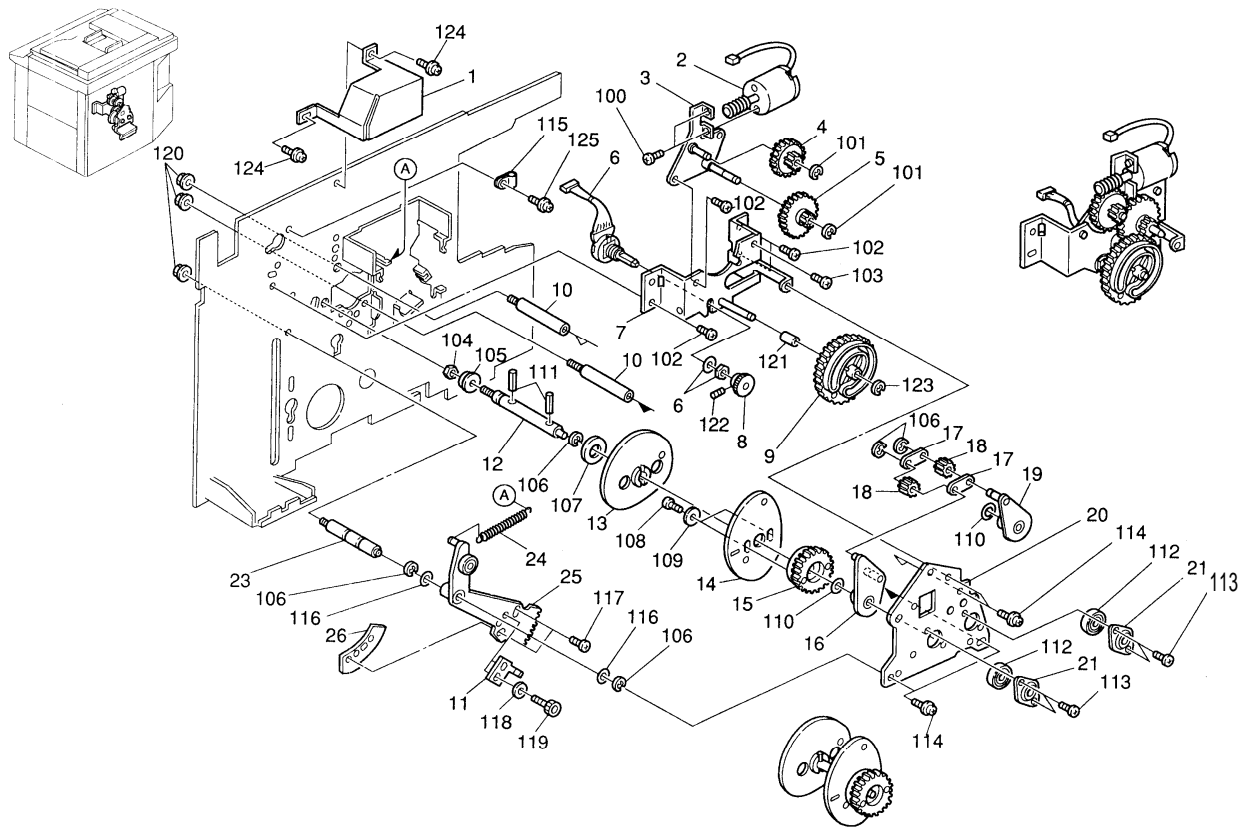


5. DRIVE SECTION 1 (C218/C219)

Index No.	Part No.	Description	Q'ty Per Assembly
1	C213 2330	Drum Drive Gear/Pulley - Ass'y(C219)	1
1	C209 2330	Drum Drive Gear/Pulley Ass'y (C218)	1
2	C213 2218	Stud & Gear -30T(C219)	1
2	C209 2218	Drum Drive Gear/Pulley (C218)	1
3	C209 2220	SupportGear-30Z (C218)	1
4	C200 2248	Fixing Plate	1
5	C203 2317	Pulley-26Z	1
6	C201 2217	Gear-50T	1
7	C200 2221	Collar -Pressure Cam Shaft	1
8	C200 2225	Pressure Camshaft	1
9	C200 2224	Plate Nut - Print Pressure Cam	1
10	C2135560	Print Pressure Cam (C219)	1
10	C2185560	Print Pressure Cam (C218)	1
11	C2032312	Pulley	1
12	C2032316	Timing Belt	1
13	C2032327	Pulley Flange	1
14	C2032326	Gear -90Z	1
15	C2192315	TensionShaft(C219)	1
15	C2032315	TensionShaft(C218)	1
16	C2192214	Gear - 40Z (C219)	1
16	C2092214	Gear-40Z(C218)	1
17	C2092216	Driver Shaft	1
18	C2032215	Gear-18T	1
19	C2032311	Gear Flange	1
20	C2072209	Pulley-60Z	1
21	C2002267	Spacer	1
22	C2192217	Collar(C219)	1
22	C2002217	Collar(C218)	1
23	C2072207	Pulley - 12Z (C 2 1 9)	1
23	C2092207	Pulley- 12Z(C218)	1
24	C2072210	Timing Belt- 100S4.5M297	1
25	C2072211	Bearing Stopper	1
26	C2092309	Support SidePlate	1
27	C2092308	Support Bracket -Rear Cover	1
28	C2002232	Drive Shaft	2

Index No.	Part No.	Description	Q'ty Per Assembly
29	C203 2318	Reinforcement Plate	1
100	0323 0080Z	Sunk Screw - 3x8	
101	0594 0080E	Bolt - M4x8	
102	0805 3134	Ball Bearing - 10x26x8mm	
103	0725 0100Z	Retaining Ring - M10	
104	0804 4048	Spring Pin - 4x20	
105	0804 4046	Spring Pin - 4x16	
106	0574 0040E	Hexagon Headless Set Screw - M4x4	
107	0807 7013	Spacer - 10.2 X 14 X 0.2 mm	
108	0804 6092	Hexagonal Set Screw	
109	0720 0080Z	Retaining Ring - M8	
110	0595 0120E	Socket Screw - M5X12	
111	0720 0100Z	Retaining Ring - M10	
112	0740 3010	Ball Bearing - 10x26x8mm	
113	0712 0060Z	Hexagon Nut - M6	
114	0741 3807S	Ball Bearing - 7x14x5	
115	0623 0200E	Spring Pin - 3x20mm	
116	0623 0140E	Spring Pin - 3x14mm	
117	0315 0060Z	Philips Screw - 5x6	
118	0741 3908S	Ball Bearing - 8x19x6	
119	0574 0050E	Hexagon Headless Set Screw - M4x5	
120	0960 4008Z	Flange Head Screw - 4 X 8	
121	0713 0050B	Hexagon Nut - M5	

6. DRIVE SECTION 2 (C218/C219)

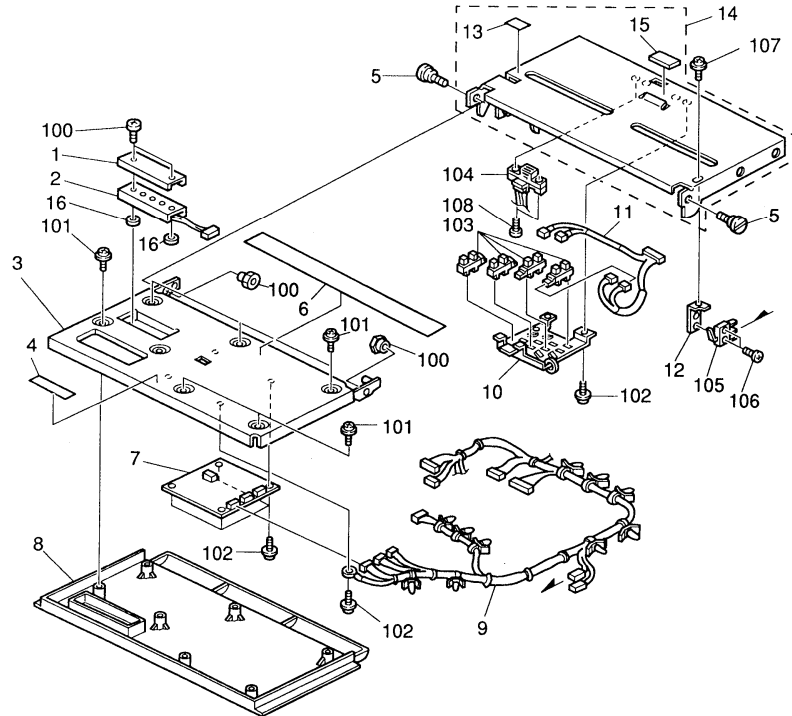
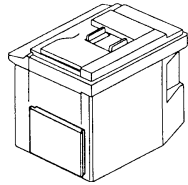


6. DRIVE SECTION 2 (C218/C219)

Index No.	Part No.	Description	Q'ty Per Assembly
1	C218 2047	Lift Meter Cover	1
2	C219 8250	Lift Motor - 1.69W 0.2A (C219)	1
2	A000 5507	Lift Motor - DC1.69W (C218)	1
3	C209 2325	Motor Bracket	1
4	52052681	Coupled Gear -1 1T/50T	1
5	52052680	Coupled Gear - 16T/53T	1
6	C209 8280	Image Position Sensor	1
7	C209 2321	Bracket - Image Shifting	1
8	C201 2221	Gear - 40T	1
9	C201 2222	Coupled Gear - 20T & 60T	1
10	C201 2211	Stud	2
11	C219 5106	Sector Gear Stopper (C219)	1
11	C203 5191	Sector Gear Stopper (C218)	1
12	C201 2228	Feed Cam Shaft	1
13	C2135110	Paper Feed Cam (C219)	1
13	C201 5110	Paper Feed Cam (C218)	1
14	C213 5120	Second Feed Roller Cam (C219)	1
14	C200 5250	Second Feed Roller Cam (C218)	1
15	C201 2229	Gear - 50T	1
16	C200 2302	Image Shifting Arm - Large	1
17	C200 2311	Image Shifting Link	2
18	C219 2226	Gear - 22Z (C219)	2
18	C201 2226	Gear - 22T (C218)	2
19	C200 2308	Image Shifting Arm - Small	1
20	C209 2304	Support Side Plate	1
21	C200 2266	Bearing Holder	2
23	C2195120	Feed Cam Shaft (C219)	1
23	C203 2072	Feed Cam Shaft (C218)	1
24	C200 5222	Sector Spring	1
25	C203 5184	Sector Gear	1
26	C200 5223	Lift Cam	1

Index No.	Part No.	Description	Q'ty Per Assembly
100	0313 0040B	Philips Pan Head Screw - M3x4	
101	0720 0040Z	Retaining Ring - M4	
102	0434 0080z	Tapping Screw - M4x8	
103	031 40080Z	Philips Screw - 4x8	
104	071 20060Z	Hexagon Nut - M6	
105	0741 3807S	Ball Bearing - 7x1 4x5	
106	0720 0080Z	Retaining Ring - M8	
107	08077055	Holder - Main Shaft	
108	0585 0100Z	Bolt - M5x10	
109	0701 0050Z	Flat Washer - M5	
110	08077013	Spacer -10.2 X 14X 0.2 mm	
111	08044046	Spring Pin - 4X16	
112	08053104	Ball Bearing - 8x22x7mm	
113	08011135	Philips Pan Head Screw - M3x3	
114	0960 4008Z	Flange Head Screw -4 X 8	
115	11050008	Nylon Clip - 2N	
116	08077018	Washer - M10	
117	031 50060Z	Philips Screw - 5x6	
118	0701 0040Z	Flat Washer - M4	
119	0594 0060E	Socket Screw - 4X6	
120	0713 0050B	Hexagon Nut - M5	
121	0707 6120B	Bushing - 6x12mm	
122	0573 0050E	Hexagon Headless Set Screw - M3x5	
123	0720 0050Z	Retaining Ring - M5	
124	031 40060Z	Philips Pan Head Screw - M4x6	
125	0951 4006Z	Philips Screw With Flat Washer - M4	

7. PAPER TABLE SECTION 1 (C218/C219)

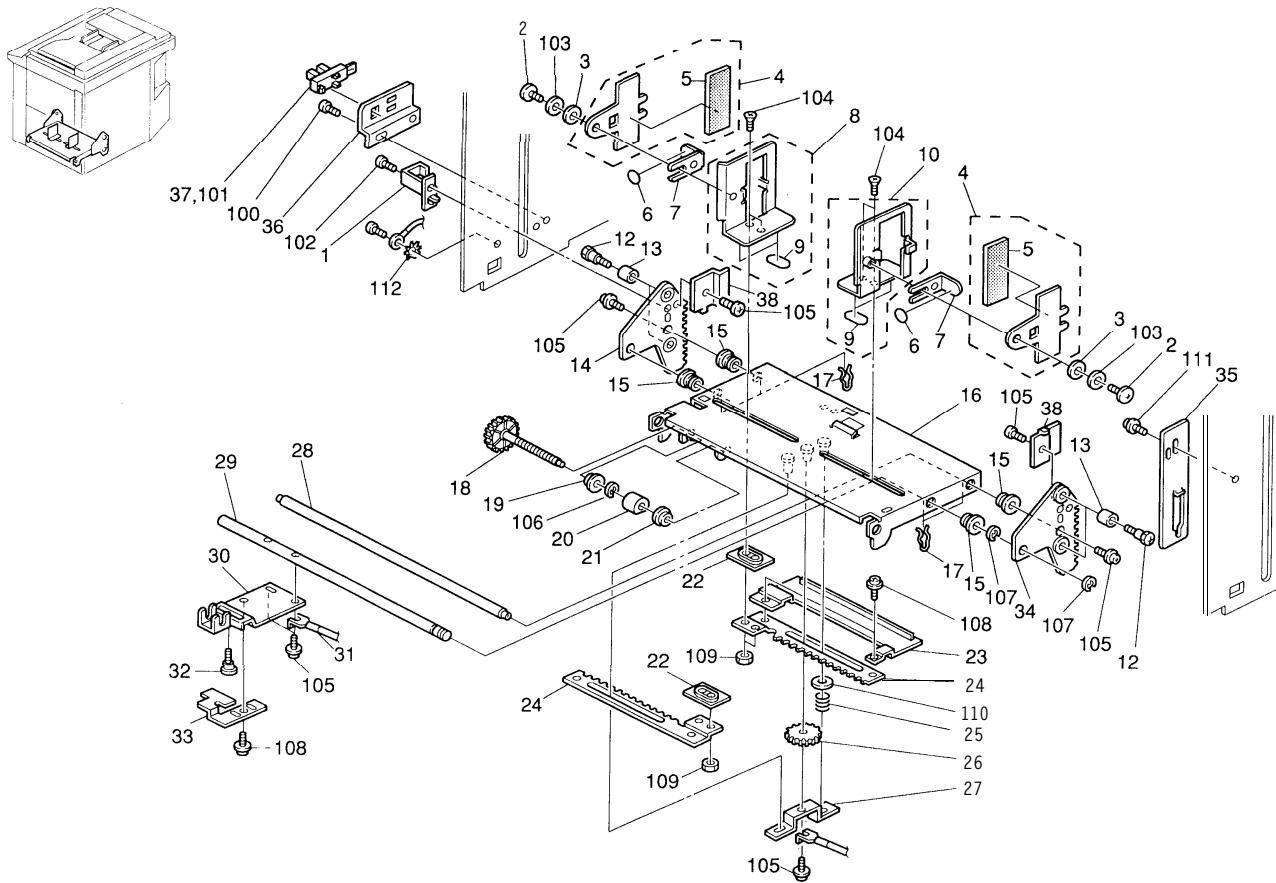


7. PAPER TABLE SECTION 1 (C218/C219)

Index No.	Part No.	Description	Q'ty Per Assembly
1	C209 5073	Sensor Cover (C218)	1
2	54475211	Paper Size Detector (C218)	1
3	C219 5067	Paper Table Bottom Plate (C219)(A4)	1
3	C219 5066	Paper Table Bottom Plate (C219)(LT)	1
3	C210 5065	Paper TableBottom Plate(C218)	1
4	C200 5025	Paper Feed Plate Shield	1
5	C200 5038	Screw Collar (C218)	2
5	C219 5073	Stepped Screw	2
6	C210 2805	Decal - Paper Size(LT)	1
6	C210 2806	Decal - Paper Size (A4)	1
7	C219 8021	Paper Detection Board(C219)	1
7	C209 8021	Paper Detection Board (C218)	1
8	C218 2423	Paper Feed Table Cover	1
9	C219 8113	Harness - Paper Detection Board (C219)	1
9	C210 8113	Harness - Paper Detection Board (C218)	1
10	C209 5055	Bracket - Paper Size	1
11	C209 8197	Paper Size Sensor Harness	1
12	C209 5047	Switch Bracket - Paper Table	1
13	C203 2453	Decal - Paper Feed Table	1
14	C209 5041	Paper Table	1
15	55076828	Rubber Plate - Feed Table	1
16	C209 5078	Insulating Sheet	2

Index No.	Part No.	Description	Q'ty Per Assembly
100	0713 0050B	Hexagon Nut - M5	
101	0965 3010W	Tapping Screw With Flat Wdsher-M3x1	
102	0951 3005Z	Philips Pan Head Screw - M3 X 5	
103	14030690	Sensor - TLP1215	
104	14030456	Photosensor - EE-SB5-C3	
105	12042239	Micro Switch	
106	08000084	Philips Pan Head Screw -M2.3x12	
107	0951 3004Z	Philips Screw With Flat Washer-M3x4	
108	0313 0100Z	Philips Pan Head Screw - M3x10	

8. PAPER TABLE SECTION 2 (C218/C219)

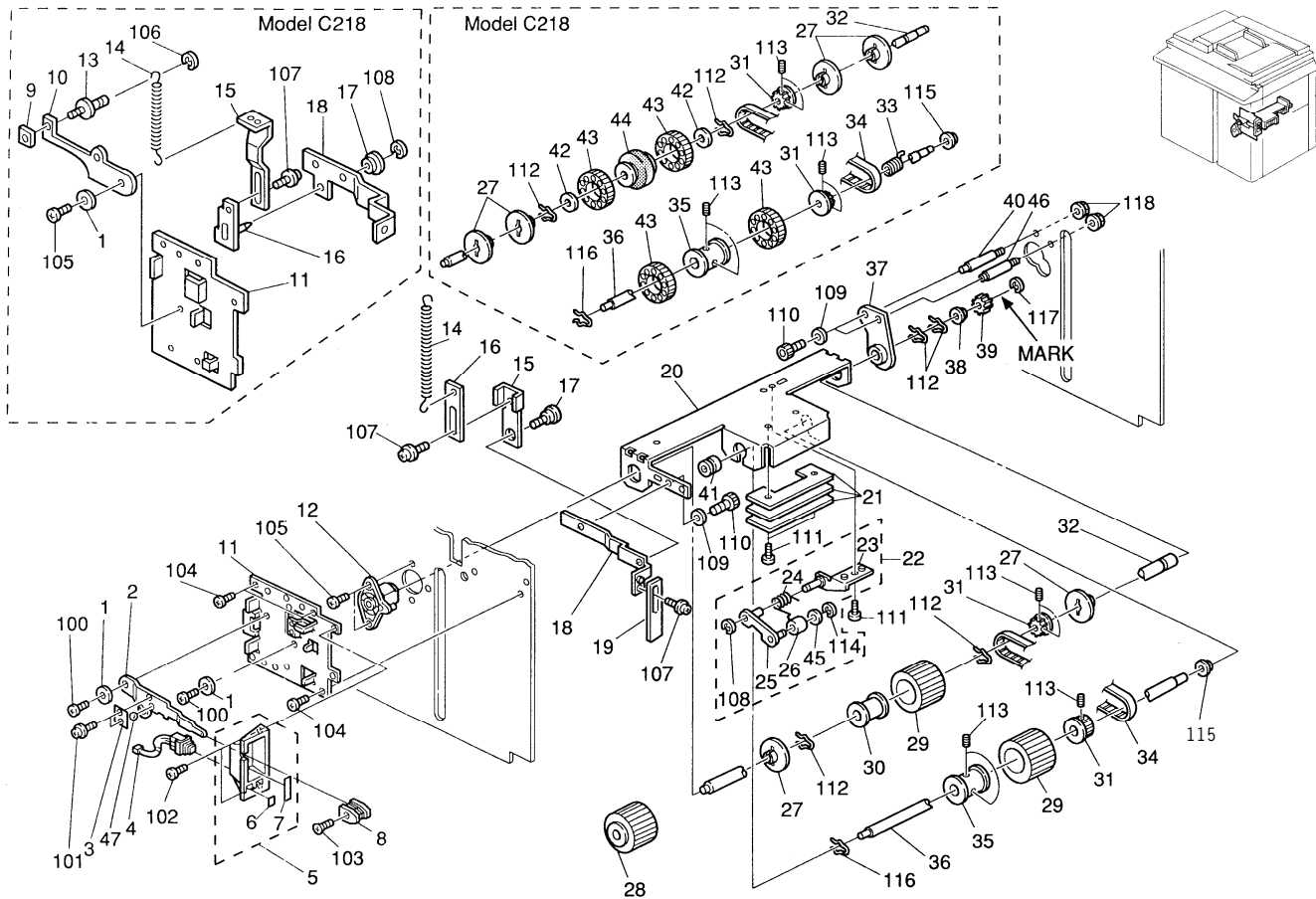


8. PAPER TABLE SECTION 2 (C218/C219)

Index No.	Part No.	Description	Q'ty Per Assembly
1	C219 5074	Actuator - Table Lower Limit Switch (C219)	1
1	C201 5040	Actuator - Table Lower Limit Switch (C218)	1
2	55061536	Screw - M4X6	2
3	50700923	Spring Washer - Rotating Table	2
4	C209 5090	Rubber Plate - Paper Feed Guide	2
5	C200 5287	Rubber Plate - Paper Feed	2
6	C201 5015	Seal - M10	2
7	C209 5092	Rubber Plate Lever	2
8	C209 5082	Paper Feed Guide - Left Side	1
9	55066314	Mylar - Master Feed Table	4
10	C209 5085	Paper Feed Guide - Right Side	1
12	C20351 42	Rack Shaft	4
13	56062310	Roller	4
14	C203 5128	Left Rack - Paper Feed	1
15	C203 5121	Bushing - 8x12x9mm	4
16	C219 5075	Paper Table Ass'y(C219)	1
16	C209 5041	Paper Table (C218)	1
17	56001107	Snap Retainer -12	4
18	C218 5054	Table Position Knob	1
19	C2035113	Bushing - 6x9x3mm	1
20	C2185116	Washer - 6X13X1 2mm	1
21	C2035114	Bushing - 3x6x3mm	1
22	C200 5335	Side Plate Slider	2
23	C209 5058	Paper Size Plate	1
24	C209 5050	Paper Guide Rack	2
25	55057197	Spring - Hinge - Inking	2
26	53091023	Pinion Paper Feed Table	1
27	C219 5079	Supporter (C219)	1
27	C203 5105	Supporter (C218)	1
28	C200 5042	Rear Shaft - Paper Feed	1
29	C203 5122	Front Shaft - Paper Feed	1
30	C209 5053	Arm - Paper Table	1
31	C2198113	Harness - Paper Detection Board (C219)	1
31	C2108113	Harness - Paper Detection Board (C218)	1
32	C201 5125	Shoulder Screw - M4	1

Index No.	Part No.	Description	Q'ty Per Assembly
33	C20751 20	Position Indicator	1
34	C203 5126	Right Rack - Paper Feed	1
35	C209 5235	Paper Table Holder	1
36	C219 5081	Sensor Bracket (C219)	1
37	AW02 0021	Photointerruptor -175487-3 (C219)	6
38	C203 5131	Gear Cover	2
100	0314 0120Z	Philips Screw - 4x1 2	
101	14030539	Photointerruptor - EE-SX450-P1	
102	031 40080Z	Philips Screw - 4x8	
103	0701 0080Z	Flat Washer - M8	
104	0323 0100Z	Philips Sunken Head Screw - M3x10	
105	0951 4008Z	Philips Screw With Flat Washer M4x8	
106	0720 0040Z	Retaining Ring - M4	
107	0720 0060Z	Retaining Ring - M6	
108	0951 3006Z	Philips Screw With Flat Washer - M3x6	
109	0710 0030Z	Hex Nut 3	
110	0700 0060Z	Flat Washer - M6	
111	0951 3008Z	Philips Screw With Flat Washer - M3x8	
112	0705 0040B	Toothed Washer	

9. PAPER FEED ROLLER (C218/C219)



9. PAPER FEED ROLLER (C218/C219)

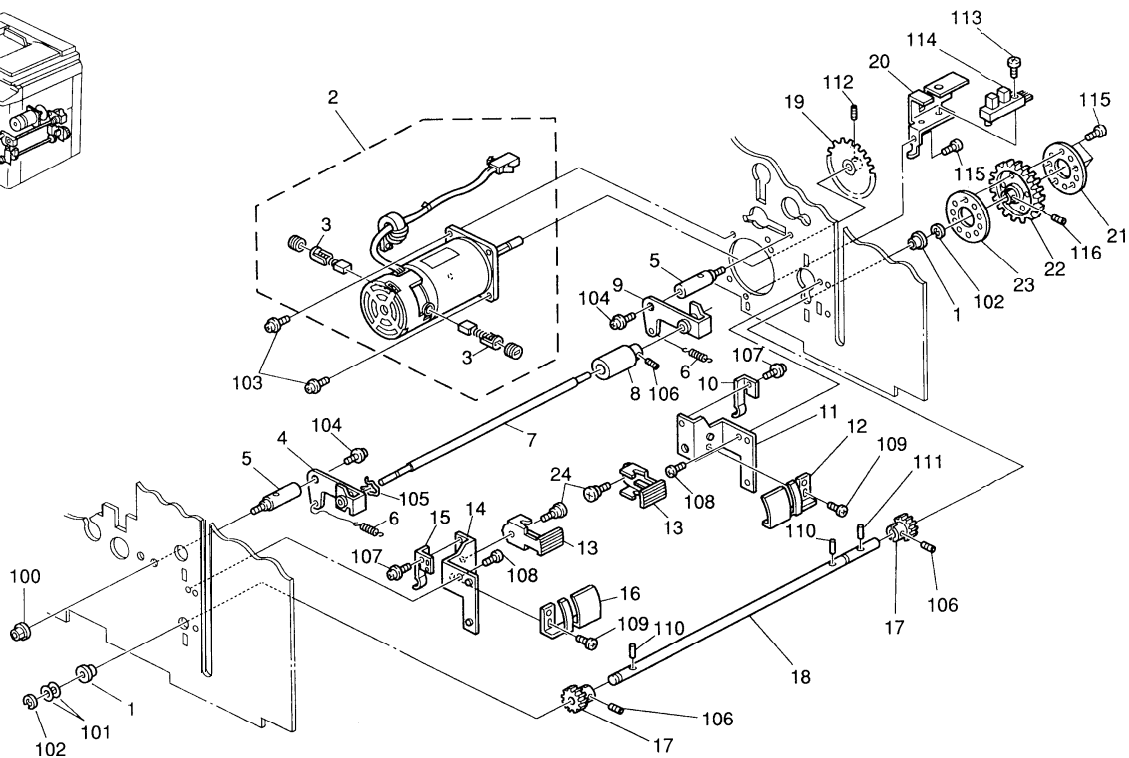
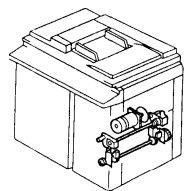
Index No.	Part No.	Description	Q'ty Per Assembly
1	C209 5220	Spacer - 4x20x6	2
2	C2195152	Paper Feed Lever (C219)	1
2	C203 5007	Paper Feed Lever (C218)	1
3	55018180	Flat Spring-Feed Roller Pressure	1
4	C2098288	TableDownSwitch	1
5	C2182833	LowerCover -Paper Feed -A4(C218)	1
5	C2182804	LeverCover -Paper Feed -LT(C218)	1
5	C2192804	LeverCover -Paper Feed -LT(C219)	1
5	C2192833	Lever Cover-Paper Feed -A4(C219)	1
6	C2182841	Decal -PaperTable Down (A4)	1
6	C2182819	Decal - PaperTable Down (LT)	1
7	C2192818	Decal -Paper Separator (C219)	1
7	C2182818	Decal -Paper Feed Pressure -LT(C218)	1
8	C201 2425	Adjusting Lever	1
9	55064235	Plate Nut -Paper Pressure (C218)	1
10	C2035013	LeverSupporter(C218)	1
11	C2192027	Lever Bracket-Paper Feed (C219)	1
11	C2092027	Lever Bracket-Paper Feed (C218)	1
12	C2035045	Bushing -18x24x28mm	1
13	C2095080	Stepped Screw(C2 18)	1
14	C2195031	Spring -Feed Roller Presuere(C219)	1
14	C2035020	Spring - Feed Roller Pressure (C218)	1
15	C2195158	Spring Link (C219)	1
15	C2095081	Spring Link (C218)	1
16	C2195157	Adjusting Plate (C219)	1
16	C2035027	Adjusting Plate (C218)	1
17	54032075	SteppedScrew(C219)	1
17	C2035113	Bushing -6X9X3mm (C218)	1
18	C2195034	Arm - Feed Roller Holder (C219)	1
18	C2095035	Arm -Feed Roller Holder (C218)	1
19	C2035055	Actuator-Paper Feed Table	1
20	C2195037	Feed Roller Holder (C219)	1
20	C2095225	Feed Roller Holder (C218)	1
21	C201 5073	Arm Balancer- Feed Roller	3
22	C2035205	Belt TensionerAss'y	1

Index No.	Part No.	Description	Q'ty Per Assembly
23	C2035208	Tension Bracket	1
24	C2035215	Tension Spring	1
25	C2035201	Tension Arm	1
26	C2035200	Tension Roller	1
27	56062066	Paper Feed Guide Disc	4
28	C2195041	Separation RollerAss'y (C219)	1
29	C2195040	Rubber Roller-Paper Feed (C219)	2
30	C2195036	Paper Feed Roller (C219)	1
31	55076032	Timing Belt Pulley -30T	1
32	C2195025	UpperRollerShaft (C219)	1
32	C2075020	Upper RollerShaft(C21 8)	1
33	55076038	Torque Limiter- Paper Feed Roller (C218)	1
34	55076035	Timing BeLT-162XL	1
35	C2195033	Paper Feed Roller (C219)	1
35	55076015	Paper Feed Roller (C218)	1
36	C2195026	Pick-up Roller Shaft (C219)	1
36	C2035043	Pick-up Roller Shaft (C218)	1
37	C2195030	Bushing (C219)	1
37	C2035046	Bushing -14x20x9mm (C218)	1
38	50530419	Bushing- 10mm	1
39	C2035220	Gear-18T	1
40	C2195029	Rear Bushing Shaft (C219)	2
40	C2035050	RearBushing Stud (C218)	1
41	56001081	Right Bushing-Paper Feed Roller	1
42	56001086	Spacer -10.2X20 (C218)	2
43	55064169	Rubber Roller-Paper Feed (C218)	4
44	C2075023	Separator RollerAss'y (C218)	1
45	C2035225	Spacer-Tension -Paper Feed	1
46	C2035049	Front Bushing Stud	1
47	55018195	Steel Ball 3/16,	1

Index No.	Part No.	Description	Q'ty Per Assembly
100	0314 0100Z	PhilipsScrew-4x10	
101	0951 3006Z	Philips Screw With Flat Washer - M3	
102	0801 1004	Screw- M4X4	
103	0323 0100Z	Philips Sunken Head Screw- M3x10	
104	0434 0080Z	Tapping Screw- M4X8	
105	0314 0080Z	PhilipsScrew-4x8	
106	0720 0040Z	Retaining Ring - M4	
107	0951 3005Z	Philips Pan Head Screw - M3 X 5	
108	0720 0040Z	Retaining Ring - M4	
109	0701 0040Z	Flat Washer - M4	
110	0594 0080E	Bolt - M4x8	
111	03140060Z	Philips Pan Head Screw - M4x6	
112	08044055	Pin	
113	05740040E	Hexagon Headless Set Screw - M4X4	
114	07200060Z	Retaining Ring - M6	
115	08053263	Bearing -6 X 10 X 6mm	
116	56001107	Snap Retainer -12	
117	07200050Z	Retaining Ring - M5	
118	07130040B	Hexagon Nut - M4	

Index No.	Part No.	Description	Q'ty Per Assembly

10. PAPER SEPARATION ROLLER (C218/C219)



10. PAPER SEPARATION ROLLER (C218/C219)

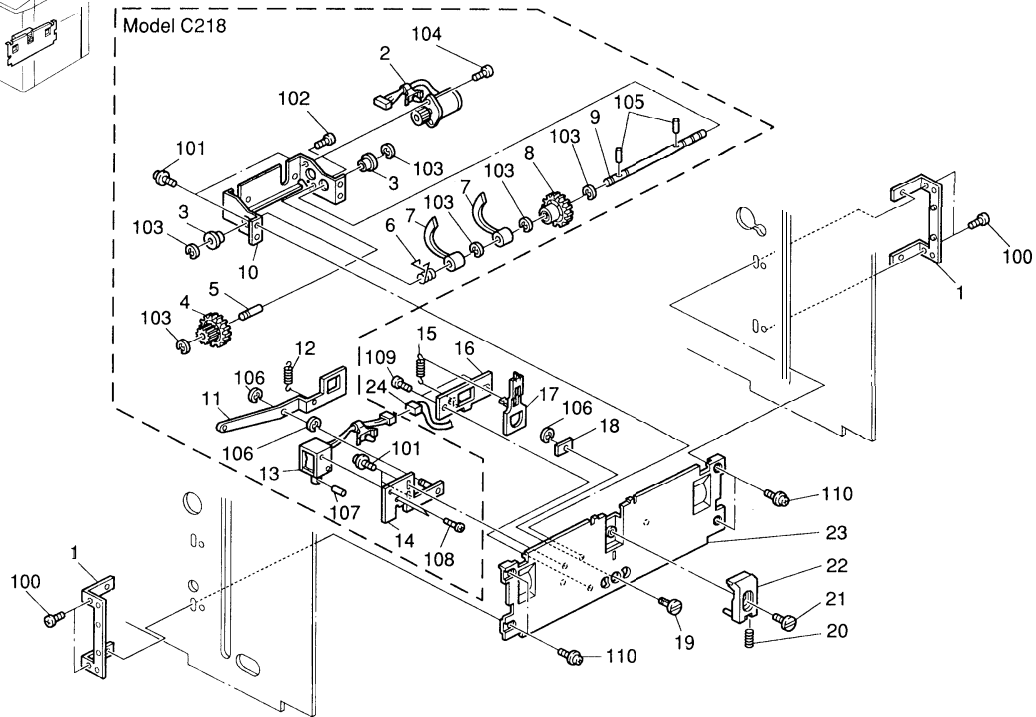
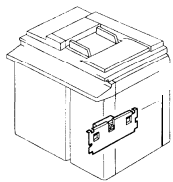
Index No.	Part No.	Description	Q'ty Per Assembly
1	C20351 35	Bushing - 10x14x5.9	2
2	C218 8200	Main Motor - DC90V 108W	1
3	C209 8202	Commutation Brush	2
4	C203 5062	Left Arm - Separation	1
5	C219 5038	Separation Roller Pressure Stud (C219)	2
5	C201 5090	Separation Roller Pressure Stud (C218)	2
6	C201 5080	Separation Roller Pressure Spring (C219)	2
6	C207 5070	Separation Roller Pressure Spring (C218)	2
7	C219 5020	Separation Roller Shaft (C219)	1
7	C209 5096	Separation Roller Shaft (C218)	1
8	55076018	Lower Separator Roller (C219)	1
8	C209 5095	Lower Separation Roller (C218)	1
9	C203 5066	Right Arm - Separation	1
10	C209 5208	Spring Plate - Right Lever	1
11	C209 5206	Right Lever Bracket	1
12	C209 5211	Right Lever Cover	1
13	C209 5209	Separation Pressure Lever	2
14	C209 5205	Left Lever Bracket	1
15	C209 5207	Spring Plate - Left Lever	1
16	C209 5210	Left Lever Cover	1
17	C201 5051	Pinion - 24T	2
18	C203 5133	Paper Feed Table Shaft	1
19	C203 2309	Pulse Disk	1
20	C219 2205	Bracket - Drum Rotation Sensor (C219)	1
20	C200 2205	Bracket - Drum Rotation Sensor (C218)	1
21	C201 5045	Rear Gear Support	1
22	C200 5096	Worm Wheel Gear - 18T	1
23	C201 5046	Front Gear Support	1
24	54032075	Stepped Screw (C218)	2



Index No.	Part No.	Description	Q'ty Per Assembly
100	0713 0040B	Hexagon Nut - M4	
101	08077013	Spacer -10.2 X 14X 0.2 mm	
102	0720 0080Z	Retaining Ring - M8	
103	0960 4008Z	Flange Head Screw -4 X 8	
104	0951 4008Z	Philips Screw With Flat Washer M4x8	
105	08044061	Spring Pin - M6	
106	0574 0040E	Hexagon Headless Set Screw - M4x4	
107	0951 3005Z	Philips Pan Head Screw - M3 X 5	
108	0801 1004	Screw - M4X4	
109	0313 0050Z	Philips Screw - 3x5	
110	0624 0160E	Spring Pin - 4x16mm	
111	0624 0220E	Spring Pin - 4x20mm	
112	0574 0050E	Hexagon Headless Set Screw - M4x5	
113	0314 0120Z	Philips Screw - 4x12	
114	14030519	Photocoupler - TLP621	
115	031 40080Z	Philips Screw - 4x8	
116	0574 0060E	Hexagon Headless Set Screw - M4x6	



11. PAPER DELIVERY SECTION 1 (C218/C219)



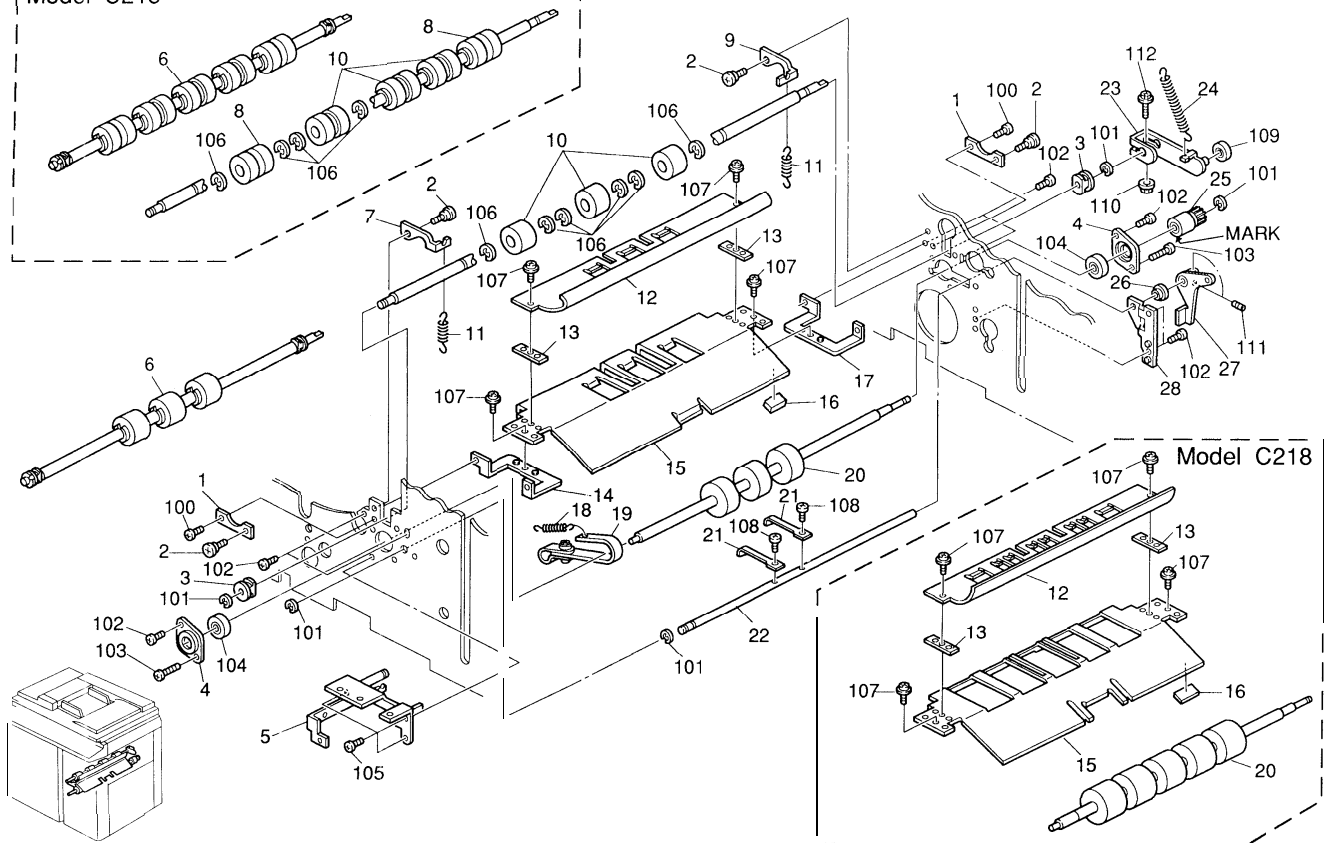
11. PAPER DELIVERY SECTION 1 (C218/C219)

Index No.	Part No.	Description	Q'ty Per Assembly
1	C201 5075	Guide Plate Bracket	2
2	C209 8219	Paper Return Motor (C218)	1
3	C203 5113	Bushing - 6x9x3mm (C218)	2
4	C209 5027	Gear - 20140Z(C218)	1
5	C209 5030	Gear Shaft - Middle (C218)	1
6	C209 5031	Tension Spring (C218)	1
7	C209 5024	Paper Return Arm (C218)	2
8	C209 5026	Gear - 52Z (C218)	1
9	C209 5025	Paper Return Arm Shaft (C218)	1
10	C209 5029	Paper Return Bracket (C218)	1
11	C209 5010	Release Lever	1
12	C209 5016	Spring -Release Lever	1
13	C2098230	Separation Release Solenoid	1
14	C209 5012	Release Lever Bracket	1
15	C2075013	Pressure Spring- Paper Feed	1
16	C207 5009	Pressure Plate Holder	1
17	C207 5008	Pressure Plate	1
18	C207 5011	Adjusting Plate	1
19	C207 5010	Adjusting Screw	1
20	C207 5012	Pressure Spring	1
21	55076060	Guide Screw - Front Plate	1
22	C209 5018	Separation Plate	1
23	C218 5017	Paper Entrance Plate (C218)	1
23	C219 5045	Paper Entrance Plate (C219)	1
24	C210 8418	Interface Harness - Paper Return	1

nd ex No.	Part No.	Description	Q'ty Per Assembly
100	0434 0080Z	Tapping Screw - M4x8	
101	0951 3006Z	Philips Screw With Flat Washer - M3	
102	031 30050Z	Philips Screw - 3x5	
103	0720 0050Z	Retaining Ring - M5	
104	0242 0025Z	Pan Head Screw - M2x2.5	
105	0632 0080G	Parallel Key - 2x8mm	
106	0720 0040Z	Retaining Ring - M4	
107	0621 6050E	Spring Pin - 1.6x5mm	
108	0242 0040Z	Pan Head Screw - M2x4	
109	0801 1135	Philips Pan Head Screw - M3x3	
110	0952 4008W	Philips Screw - M4x8	

12. PAPER DELIVERY SECTION 2 (C218/C219)

Model C218

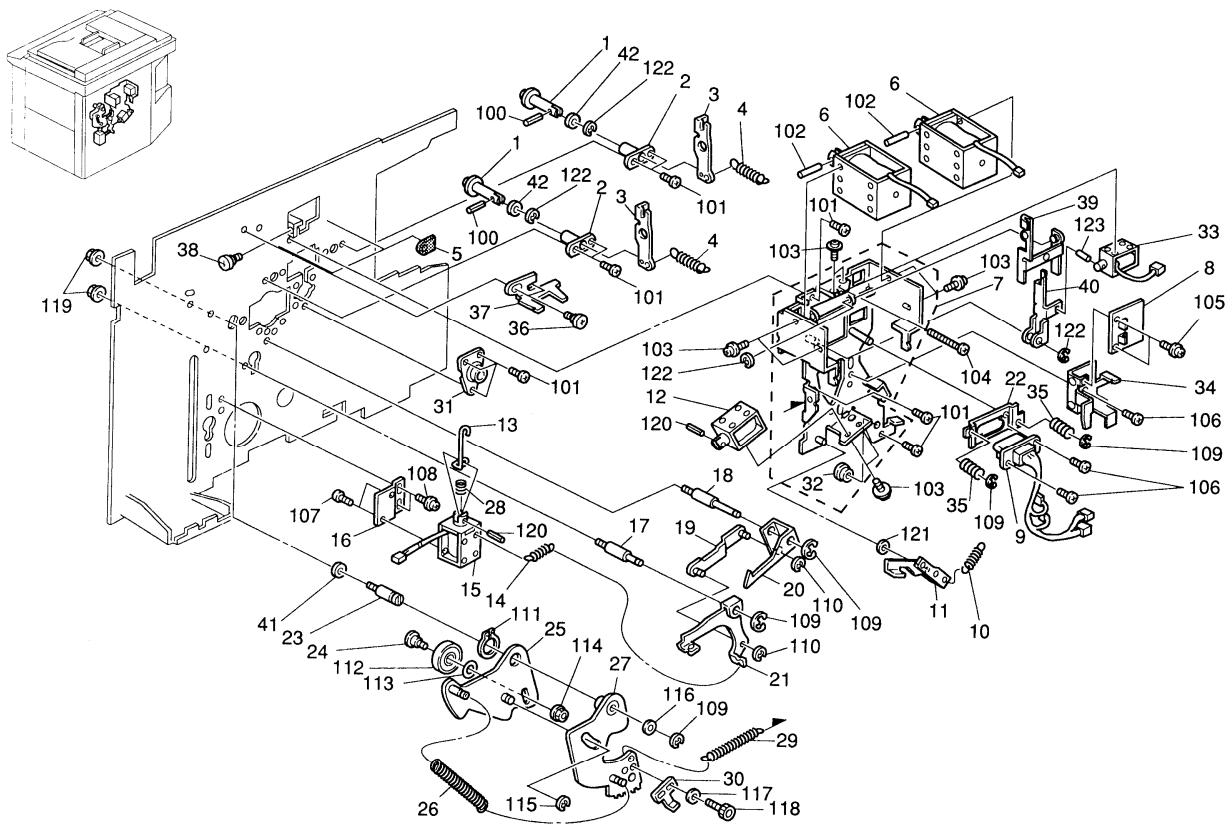


12. PAPER DELIVERY SECTION 2 (C218/C219)

Index No.	Part No.	Description	Q'ty Per Assembly
1	C20051 53	Bushing Supporter	2
2	C201 5125	Shoulder Screw -M4	4
3	C20051 50	Bushing - 7x1 8x9mm	2
4	C201 5134	Bearing Holder	2
5	C219 2034	Sensor Bracket (C219)	1
5	C209 2034	Sensor Bracket (C218)	1
6	C219 5006	Upper Feed Roller (C219)	1
6	C207 5138	Upper Feed Roller Ass'y (C218)	1
7	C20051 54	Left Spring Arm	1
8	C200 5340	Upper FeedRoller	2
9	C200 5155	Right Spring Arm	1
10	C219 5006	Upper Feed Roller (C219)	3
10	C207 5148	Upper Feed Roller (C218)	3
11	C2195018	Spring - Press Roller (C219)	2
11	55056528	Spring - Press Roller (C218)	2
12	C219 5003	Upper Master Guide Plate (C219)	1
12	C207 5123	Upper Guide Plate (C218)	1
13	C20751 25	Guide Plate Spacer	2
14	C20051 37	Left Bracket - Guide Plate	1
15	C2185215	Lower Paper Guide Ass'y (C218)	1
15	C219 5051	Lower Paper Guide Ass'y (C219)	1
16	C209 5216	Rubber Plate - Guide Plate	1
17	C20051 38	Right Bracket - Guide Plate	1
18	5501 1132	Spring - Master Pulling (C219)	1
18	55018328	Spring - Feed Roller Brake (C218)	1
19	C203 5198	Feed Roller Brake Ass'y	1
20	C219 5005	Lower Feed Roller (C219)	1
20	C209 5203	Lower 2nd Feed Roller (C218)	1
21	C200 5504	Paper Detecting Pin	2
22	C200 5503	Paper Detecting Shaft	1
23	C201 5142	Lift Arm - Feed Roller	1
24	C201 5145	Lift Arm Spring	1
25	C209 5200	Gear - 14Z	1
26	56001080	Bush - Paper Feed Roller - Left	1
27	C209 5515	Paper Detecting Arm	1

Index No.	Part No.	Description	Q'ty Per Assembly
28	C201 5505	Height Sensor Bracket	1
100	0801 1004	Screw - M4X4	
101	0720 O050Z	Retaining Ring - M5	
102	031 40080Z	Philips Screw - 4x8	
103	0314 0200Z	Philips Screw - 4x20	
104	07403010	Bali Bearing - 10x26x8mm	
105	0434 O080Z	Tapping Screw - M4x8	
106	08050084	Retaining Ring	
107	0951 4006Z	Philips Screw With Flat Washer - M4	
108	031 30050Z	Philips Screw - 3x5	
109	07403808	Ball Bearing - 8x16x5mm	
110	0713 O040B	Hexagon Nut - M4	
111	0573 0050E	Hexagon Headless Set Screw - M3x5	
112	08046090	Hexagon Bolt - M4	

13. PAPER DELIVERY SECTION 3 (C218/C219)



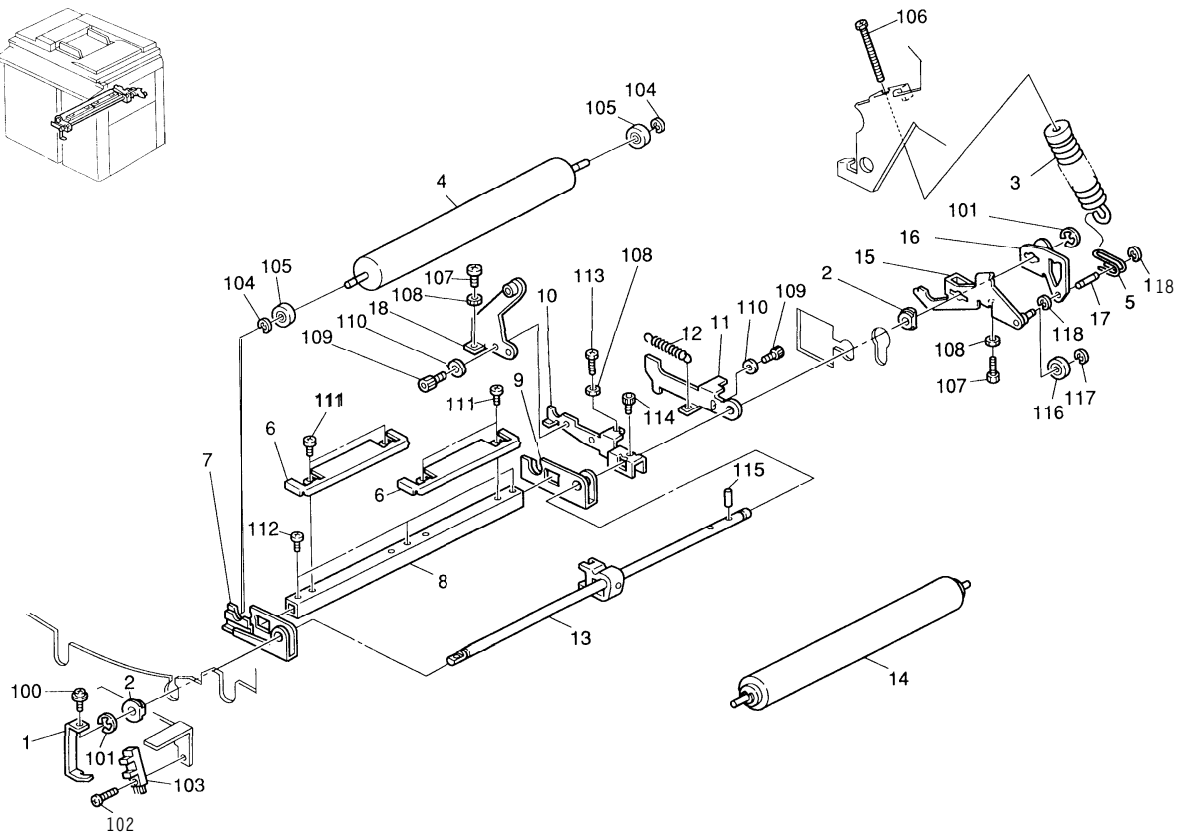
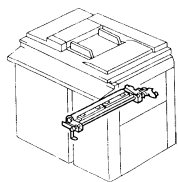
13. PAPER DELIVERY SECTION 3 (C218/C219)

Index No.	Part No.	Description	Q'ty Per Assembly
1	C200 4553	Slide Shaft	2
2	C200 4551	Slide Guide	2
3	C219 4554	Solenoid Lever (C219)	2
3	C207 4554	Solenoid Lever (C218)	2
4	c200 4561	Clamper Spring	2
5	C219 4555	Cushion	1
6	C209 8224	Drum Clamper Solenoid	2
7	C215 2080	Solenoid Bracket	1
8	C2158116	Ink Detecting Board	1
9	C2198119	Drum Relay Harness (C219)	1
9	C2188119	Drum Relay Harness (C218)	1
10	55017559	Spring - Master Feed	1
11	C200 5565	Print Pressure Stopper	1
12	C219 8262	Release Solenoid (C219)	1
12	C209 8262	Release Solenoid (C218)	1
13	C200 5226	Link - Paper Feed Solenoid	1
14	c200 5235	Paper Feed Solenoid Spring	1
15	(209 8262)	Release Solenoid	1
16	C200 5225	Bracket - Paper Feed Solenoid	1
17	C219 2073	Stopper Stud - Paper Feed (C219)	1
17	C203 2073	Stopper Stud - Paper Feed (C218)	1
18	C219 2075	Feed Gear Stopper Shaft (C219)	1
18	C2032075	Feed Gear Stopper Shaft (C218)	1
19	C2015101	Link	1
20	C2195106	Sector Gear Stopper (C219)	1
20	c2005239	Feed Sector Stopper (C218)	1
21	C2195108	Sector Stopper - Feed Roller (C219)	1
21	C2005238	Sector Stopper-Feed Roller (C218)	1
22	C2154535	Connector Bracket (C219)	1
22	C2184535	Drum Connector Bracket (C218)	1
23	C2195127	SectorGearShaft (C219)	1
23	C2005207	SectorGearStud(C218)	1
24	C2035194	Shoulder Screw -M4	1
25	C2195122	PaperFeed Sector Cam(C219)	1
25	C2005190	PaperFeed Sector Cam(C218)	1



Index No.	Part No.	Description	Q'ty Per Assembly
26	C2005205	PaperFeed Spring	1
27	C2195101	SectorGear(C219)	1
27	C2035175	Sector Gear (C218)	1
28	C2195105	SectorGearStopper (C219)	1
29	C2005222	Sector Spring	1
30	C2195105	SectorGearStopper (C219)	1
30	C2035180	SectorGearStopper (C218)	1
31	C2094516	SlideGuide- Drive Shaft	1
32	C2032083	Exit Pawl Bushing	1
33	C2098234	Drum Lock Solenoid	1
34	C2154536	Ink Detecting Board Bracket (C219)	1
34	C2184536	Ink Detecting Board Bracket (C218)	1
35	C2154539	Connector Spring (C219)	2
35	C2184539	ConnectorSpring(C218)	2
36	C2015125	Shoulder Screw- M4	1
37	C2154538	Slid Lock Arm	1
38	54032075	Stepped Screw	1
39	C2154517	Connector Lock Arm	1
40	C2154537	Connector Lock Lever	1
41	55015929	Spacer-5.2mmx16mmx1mm(C218)	1
42	C2014561	DrumClamperRoller	2

14. PAPER DELIVERY SECTION 4 (C218/C219)

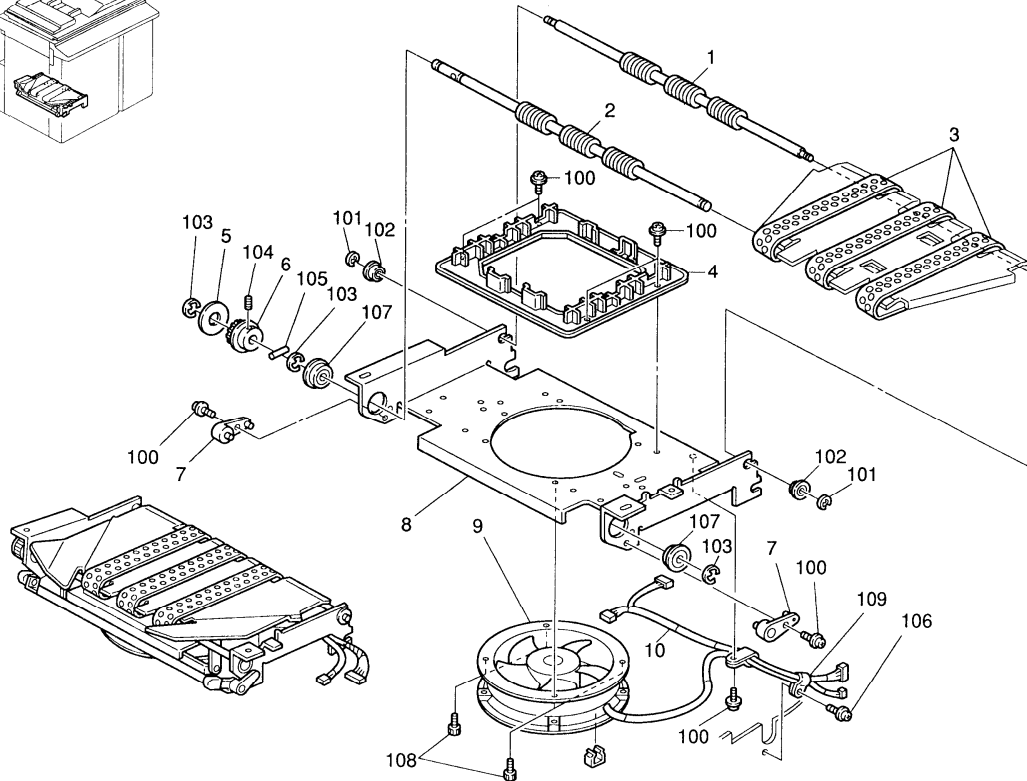
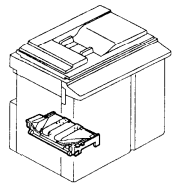


14. PAPER DELIVERY SECTION 4 (C218/C219)

Index No.	Part No.	Description	Q'ty Per Assembly
1	C203 5507	Shielding Plate (C219)	1
1	C209 5507	SensorActuator(C218)	1
2	C200 5526	Print Pressure Bushing	2
3	C209 5526	Press Roller Spring (C219)	1
3	C218 5526	Press Roller Spring (C218)	1
4	C201 5555	Press Roller (C219)	1
4	C218 5554	Press Roller (C218)	1
5	C209 5543	Press Roller Spring Link	1
6	C219 5557	Rear Guide Plate (C219)	2
6	C200 5557	Rear Guide Plate (C218)	2
7	C2005552	Left Arm -Print Pressure (C219)	1
7	C2185552	Left Arm - Press Roller (C218)	1
8	C2015550	Printing Pressure Stay (C219)	1
8	C2095550	Press Roller Stay (C218)	1
9	C2005553	Right Arm -Print Pressure (C219)	1
9	C2185553	Right Arm - Press Roller (C218)	1
10	C2006002	AdjustingArm(C219)	1
10	C2095570	Adjusting Plate -Exit Pawl(C218)	1
11	C203 6004	Pawl Cam	1
12	56072814	Roller Spring	1
13	C2035505	Print Pressure Shaft (C219)	1
13	C2095505	Press Roller Shaft (C218)	1
14	C2035509	Press Roller Ass'y(C219)	1
14	C2185554	Press Roller Ass'y (C218)	1
15	C200 5566	PressureON/OFF Lever	1
16	C2005541	Print Pressure Arm	1
17	C2095521	Joint Shaft	1
18	C2095573	PressureON/OFFLever (C218)	1

Index No.	Part No.	Description	Q'ty Per Assembly
100	09514008Z	Philips Screw with FlatWasher M4x8	
101	07200120Z	Retaining Ring - M12	
102	0314 0100Z	Philips Screw - 4x10	
103	14030456	Photosensor - EE-SB5-C3	
104	0720 0060Z	Retaining Ring - M6	
105	07403007	Ball Bearing-7x19x6mm	
106	05860451Z	Hexagon Bolt -M6X45	
107	05840121Z	Hexagon Bolt- M4x12	
108	07100040Z	Hex Nut 4	
109	05940060E	SocketScrew-4X6	
110	07010040Z	FlatWasher-M4	
111	04330080Z	Tapping Screw- M3x8	
112	03130060Z	Philips Pan Head Screw -M3x6	
113	05840101Z	Hexagon Bolt- M4x10	
114	05950140E	Hexagon Bolt- M5x14	
115	08044060	Spring Pin- M4x22	
116	07403206	Ball Bearing -6x19x6	
117	07200040Z	Retaining Ring - M4	
118	0720 0030Z	Retaining Ring - M3	

15. DELIVERY TABLE 1 (C218)

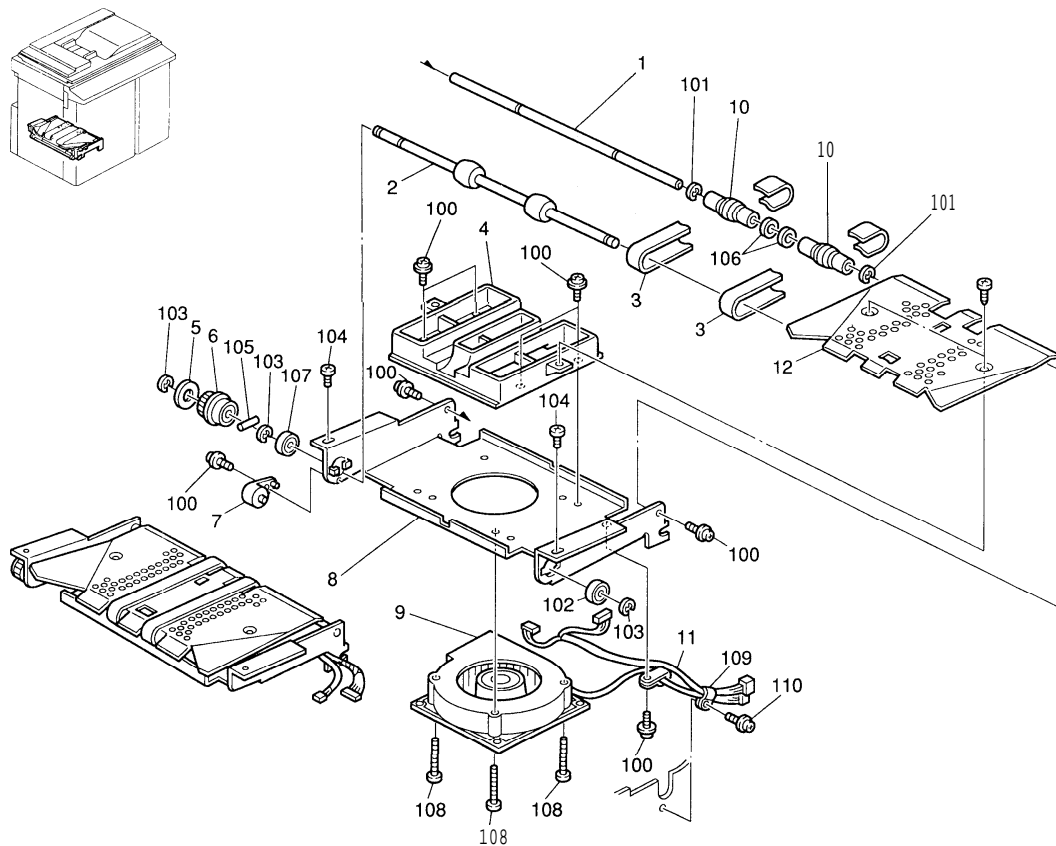


15. DELIVERY TABLE 1 (C218)

Index No.	Part No.	Description	Q'ty Per Assembly
1	C209 6019	Idler Roller-Transport Belt	1
2	C209 6009	Drive Roller-Transport Belt	1
3	C209 6016	Transport Belt	3
4	C209 6017	Vacuum Duct	1
5	C203 6065	Pulley Flange	1
6	C201 6080	Pulley-16T	1
7	C209 6052	Drive RollerArm	2
8	C209 6002	Vacuum Baseplate	1
9	C209 8204	Vacuum Fan Motor	1
10	C2098107	Blower Meter Harness	1

Index No.	Part No.	Description	Q'ty Per Assembly
100	0951 4008Z	Philips Screw With Flat Washer M4x8	
101	0720 O040Z	Retaining Ring - M4	
102	07413506	Ball Bearing - 6x12x4 mm	
103	0720 0080Z	Retaining Ring - M8	
104	0554 O040E	Allen Screw - M4x4	
105	0623 0160E	Spring Pin - 3x1 6mm	
106	0960 4008Z	Flange Head Screw -4 X 8	
107	08053452	Ball Bearing - 10x22x6mm	
108	0594 0120E	Hexagon Bolt - M4x12	
109	11050016	Nylon Clip - 4N	

16. DELIVERY TABLE 2 (C219)

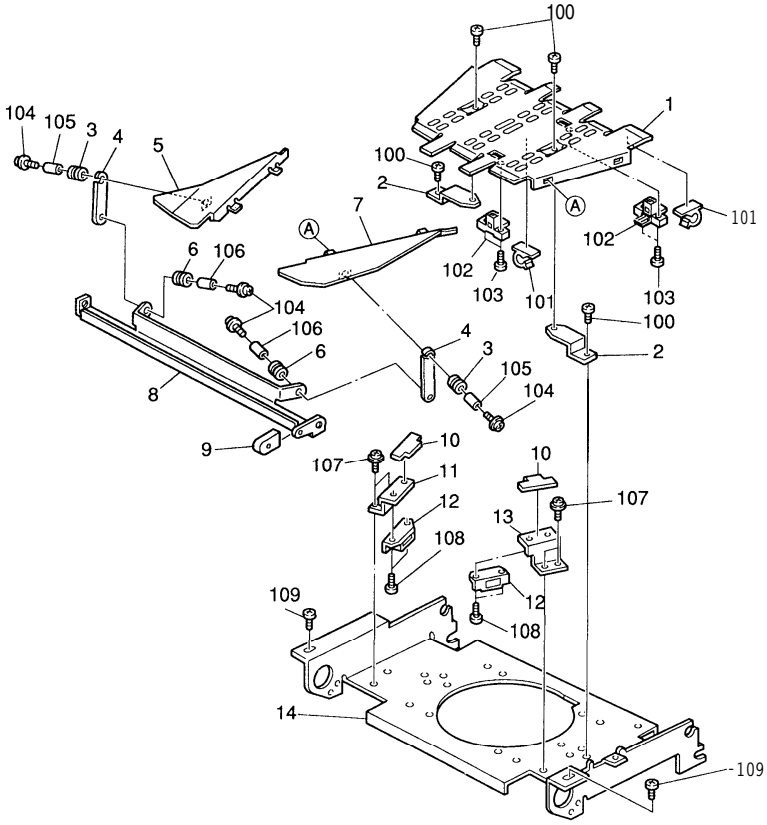
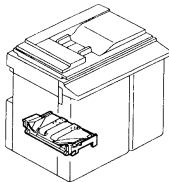


16. DELIVERY TABLE 2 (C219)

Index No.	PartNo.	Description	Q'ty Per Assembly
1	C2196019	Idler Roller - Transport Belt	1
2	C219 6009	Drive Roller - Transport Belt	1
3	C219 6016	Transport Belt	2
4	C2196017	Vacuum Duct	1
5	C203 6065	Pulley Flange	1
6	C219 6080	Adjusting Lever Shaft	1
7	C209 6052	Drive Roller Arm	2
8	C219 6002	Vacuum Base Plate	1
9	C219 8204	Vacuum Fan Motor - DC24V 0.3A	1
10	C219 6008	Driven Roller - Transport Belt	2
11	C219 8107	Exit Harness	1
12	C219 6005	Vacuum Plate	1

Index No.	Part No.	Description	Q'ty Per Assembly
100	0951 4008Z	Philips Screw With Flat Washer M4x8	
101	0720 0040Z	Retaining Ring - M4	
102	07403010	Ball Bearing - 10x26x8mm	
103	0720 0080Z	Retaining Ring - M8	
104	0314 0080Z	Philips Screw - 4x8	
105	0623 0160E	Spring Pin - 3x16mm	
106	08077013	Spacer -10.2 X 14X 0.2 mm	
107	08053452	Ball Bearing - 10x22x6mm	
108	0594 0120E	Hexagon Bolt - M4x12	
109	11050016	Nylon Clip - 4N	
110	0960 4008Z	Flange Head Screw -4 X 8	

17. DELIVERY TABLE 3 (C218)

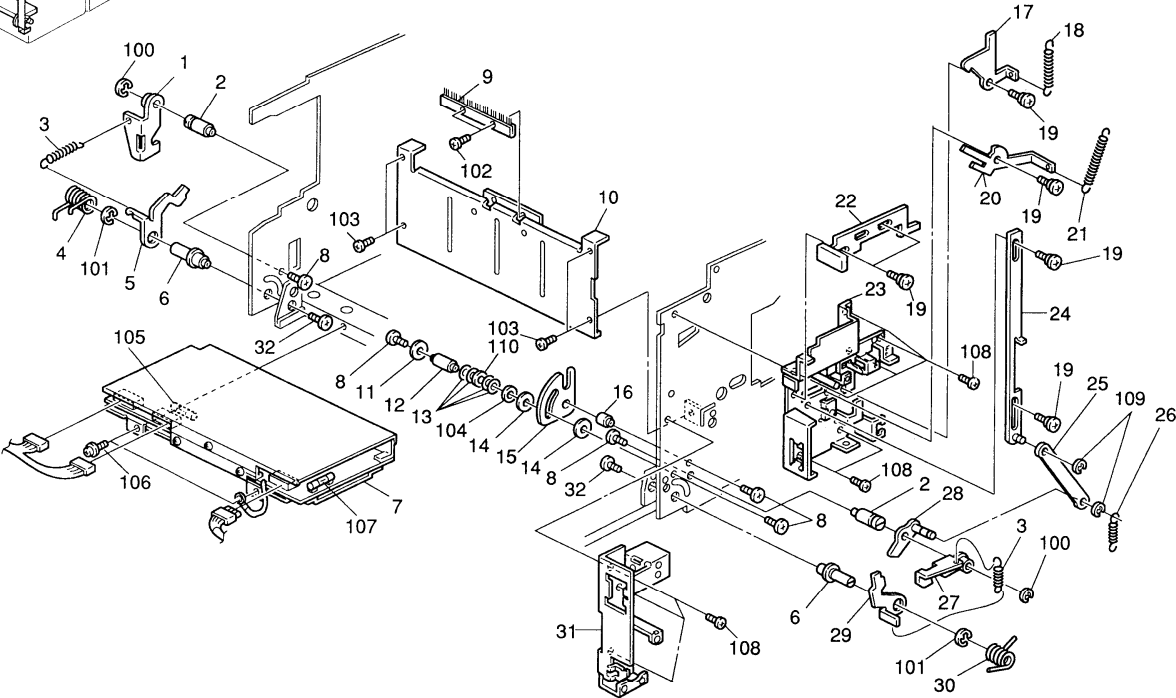
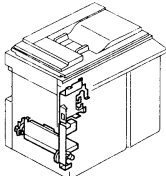


17. DELIVERY TABLE 3 (C218)

Index No.	Part No.	Description	Q'ty Per Assembly
1	C209 6005	Vacuum Plate	1
2	C209 6003	Vacuum Plate Bracket	2
3	C203 6047	Rubber Washer	2
4	C203 6046	Link - Wing	2
5	C209 6028	Transport Right Wing	1
6	C209 6050	Bushing - 4x8x6 mm	2
7	C209 6025	Transport Left Wing	1
8	C209 6051	Transport Wing Knob	1
9	C209 4059	Lever Knob	1
10	C203 6035	Magnet Plate	2
11	C209 6037	Right Support Plate - Vacuum Plate	1
12	50540536	Magnet Catch Ass'y	2
13	C209 6038	Left Support Plate - Vacuum Plate	1
14	C209 6002	Vacuum Base Plate	1

Index No.	Part No.	Description	Q'ty Per Assembly
100	0434 0080Z	Tapping Screw - M4x8	
101	11050172	Clamp	
102	14030691	Photo Sensor	
103	0313 0100z	Philips Pan Head Screw - M3x10	
104	09513012Z	Philips Screw W/h Flat Washer-M3x12	
105	0707 3050B	Bushing - 3x5mm	
106	0707 3080B	Bushing - M3x8	
107	0964 3006Z	Tapping Screw With Flat Washer - M3	
108	0313 0040Z	Philips Pan Head Screw - M3x4	
109	0314 0080Z	Philips Screw - 4x8	

18. PAPER EXIT SECTION 1 (C218/C219)

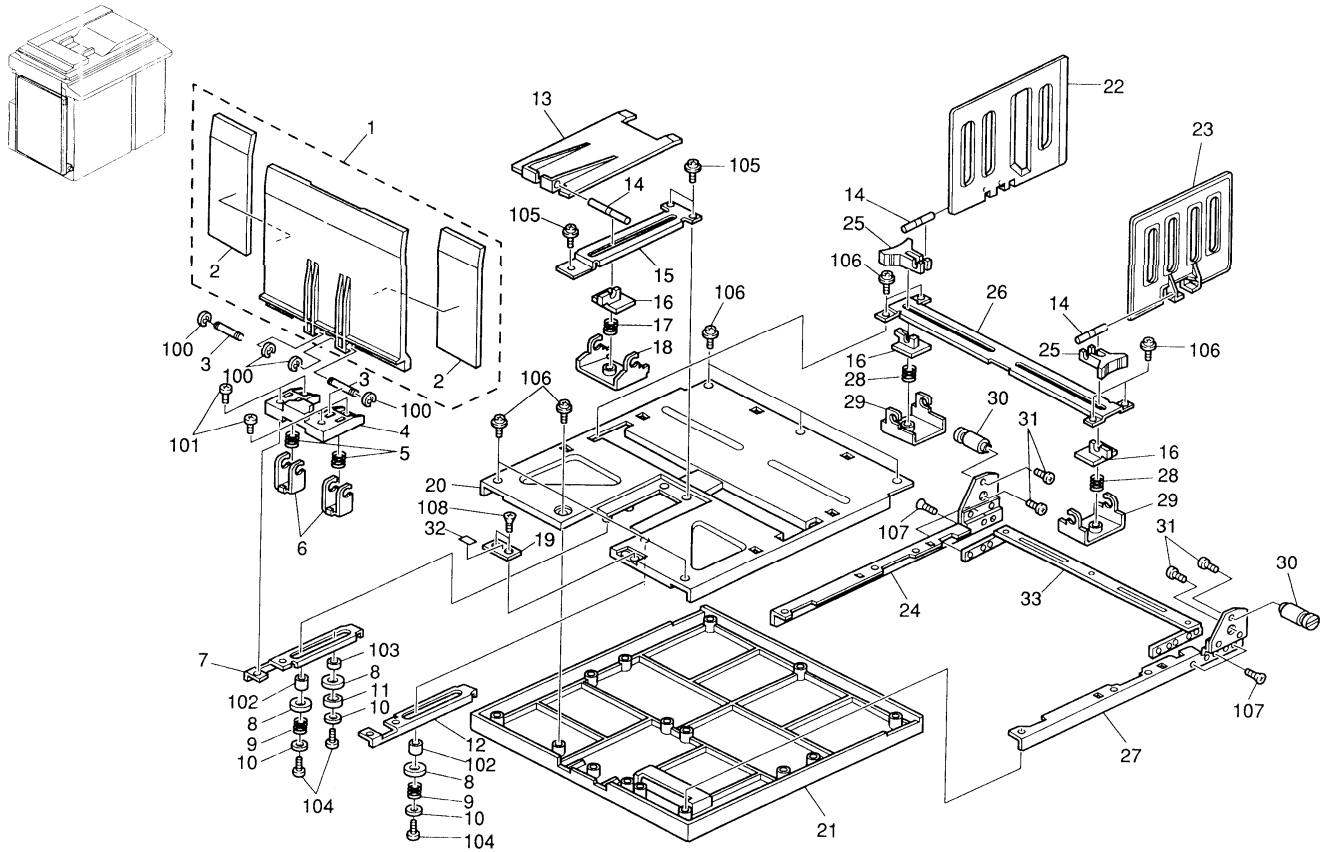


18. PAPER EXIT SECTION 1 (C218/C219)

Index No.	Part No.	Description	Q'ty Per Assembly
1	C209 6110	Right Exit Cam	1
2	C209 6104	Exit Camshaft	2
3	C209 6114	Tension Spring	2
4	C209 6116	Right Adjusting Lever Spring	1
5	C209 6113	Right Adjusting Lever	1
6	C209 6117	Adjusting Lever Shaft	2
7	C218 8331	PowerSupplyUnit -115V	1
7	C218 8341	PowerSupplyUnit -230V	1
8	55066197	Screw- Knife Cam -Leading EdgeCL	4
9	C219 6084	Antistatic Brush (C219)	1
9	C2006135	Antistatic Brush (C218)	1
10	C2196081	Exit Side Plate (C219)	1
10	C2106081	Exit Side Plate (C218)	1
11	C2096179	Spacer-4x18x2	1
12	C2096177	Stud -M4xll	1
13	C2096180	SpringWasher-M8	4
14	C2096178	Spacer8x20x2	2
15	C2096176	DeliveryTableAngle	1
16	C2096175	Stud - M4	1
17	C2003953	Middle Lever	1
18	C2003956	Middle Lever Spring	1
19	C2193950	Stepped Screw	6
20	C2003954	Lower Lever	1
21	C2003957	Lower Lever Spring	1
22	C2182160	Upper Lever	1
23	C2182164	2nd Left Side Plate	1
24	C2096188	Sensor Actuator- Delivery Table	1
25	C209 6196	Actuator Link-Delivery Table	1
26	55017559	Spring -Master Feed	1
27	C2096107	Left Exit Cam	1
28	C2096193	Lock Arm -Delivery Table Sensor	1
29	C2096112	Left Adjusting Lever	1
30	82096115	Left Adjusting Lever Spring	1
31	C219 2109	KeyCounter Bracket (C219)	1
31	C209 2109	KeyCounter Bracket (C218)	1

Index No.	Part No.	Description	Q'ty Per Assembly
32	56031045	Screw-M5	2
100	07200060Z	Retaining Ring - M6	
101	07200100Z	Retaining Ring - M10	
102	03130040Z	Philips Pan Head Screw- M3x4	
103	03140080Z	Philips Screw - 4x8	
104	07010080Z	Flat Washer - M8	
105	11070392	Fuse-6.3A	
106	09513008Z	Philips Screw With Flat Washer-M3	
107	11070629	Fuse- 15A 125V	
108	04340080Z	Tapping Screw-M4x8	
109	07200040Z	Retaining Ring - M4	
110	08075013	Flat Washer - M8.4	

19. PAPER EXIT SECTION 2 (C218/C219)

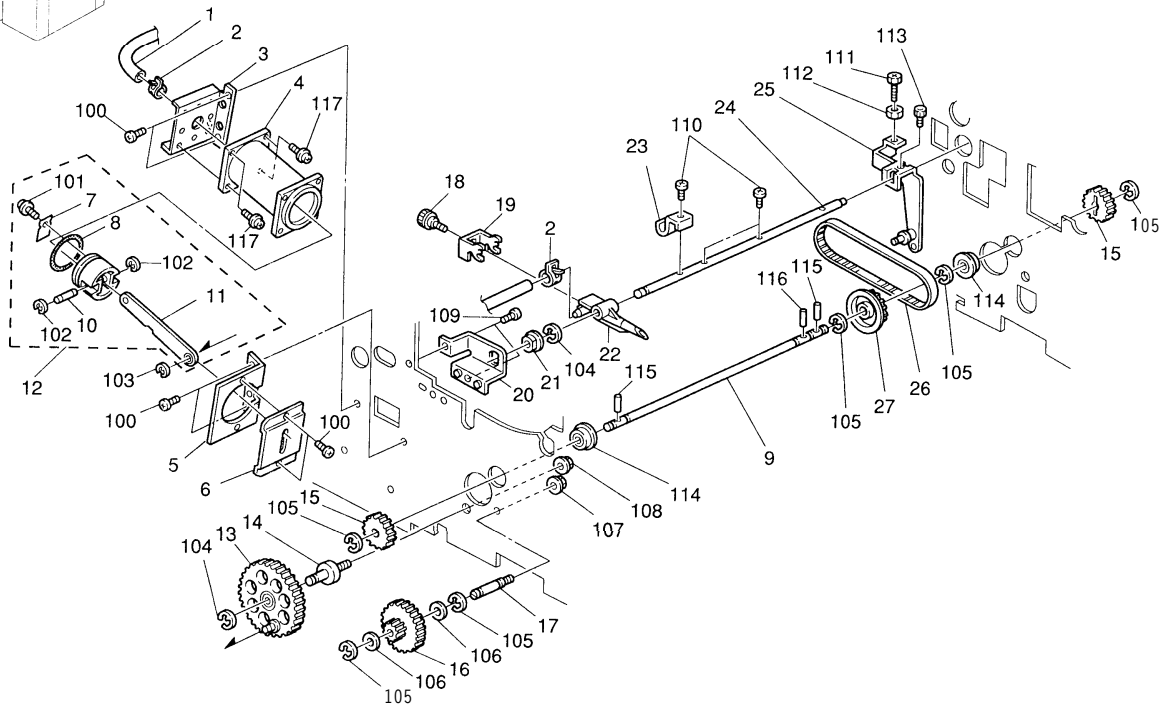
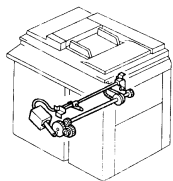


19. PAPER EXIT SECTION 2 (C218/C219)

Index No.	Part No.	Description	Q'ty Per Assembly
1	C209 6184	End Fence	1
2	C209 6156	Sponge Seal - 4.5x65x175	2
3	C209 6157	End Fence Shaft	2
4	C209 6160	End Fence Base	1
5	C209 6159	End Fence Spring - Large	2
6	C209 6158	End Fence Bracket	2
7	C210 6255	Right Rail -End Fence (LT)	1
7	C209 6162	Right Rail -End Fence (A4)	1
8	C209 6163	Spacer- 10x18x1	3
9	C209 6164	Rail Spring-End Fence	2
10	C2096168	End Fence Washer	3
11	C2096167	Spacer- 10x13x3.4	1
12	C2106254	Left Rail -End Fence (LT)	1
12	C2096161	Left Rail -End Fence (A4)	1
13	C2096183	Small End Fence	1
14	C2096144	Guide Fence Shaft	3
15	C2096151	End Fence Support Rail	1
16	C2096142	Guide Fence Slider	3
17	C2096150	End Fence Spring	1
18	C2096153	Bracket-Support End Fence	1
19	C2096136	Magnet Plate	1
20	C2106253	Delivery Table (LT)	1
20	C2106262	Delivery Table (A4)	1
21	C2186119	Delivery Table Cover	1
22	C2096181	Front Guide Plate →	1
23	C2096182	Rear Guide Fence	1
24	C2196128	Right Stay - Delivery Table (219)	1
24	C2096128	Right Stay-Delivery Table (C218)	1
25	C2096143	Guide Fence Knob	2
26	C2096141	Guide Fence Rail	1
27	C2196127	Left Stay-Delivery Table (C219)	1
27	C2096127	Left Stay - Delivery Table (C218)	1
28	C2096149	Guide Fence Spring	2
29	C2096145	Guide Fence Bracket	2
30	C2096126	Stud - M4	2

Index No.	Part No.	Description	Q'ty Per Assembly
31	55066197	Screw- Knife Cam -Leading Edge CL	4
32	C2096137	Magnet Catch Cover	1
33	C2096122	Front Stay-Delivery Table (C218)	1
100	07200030Z	Retaining Ring - M3	
101	03430060W	Philips Pan Head Screw- M3x6	
102	07078105B	Bushing -M8x10.5	
103	07078055B	Bushing -M8x5.5	
104	03130060Z	PhilipsPan Head Screw-M3x6	
105	09653010W	Tapping Screw With Flat Washer - M3x1	
106	09653012W	Tapping Screw With Flat Washer-M3	
107	03230060Z	Philips Sunk Screw -M3x6	
108	08025097	Tapping Screw- M3x10	

20. PAPER EXIT SECTION 3 (C218)

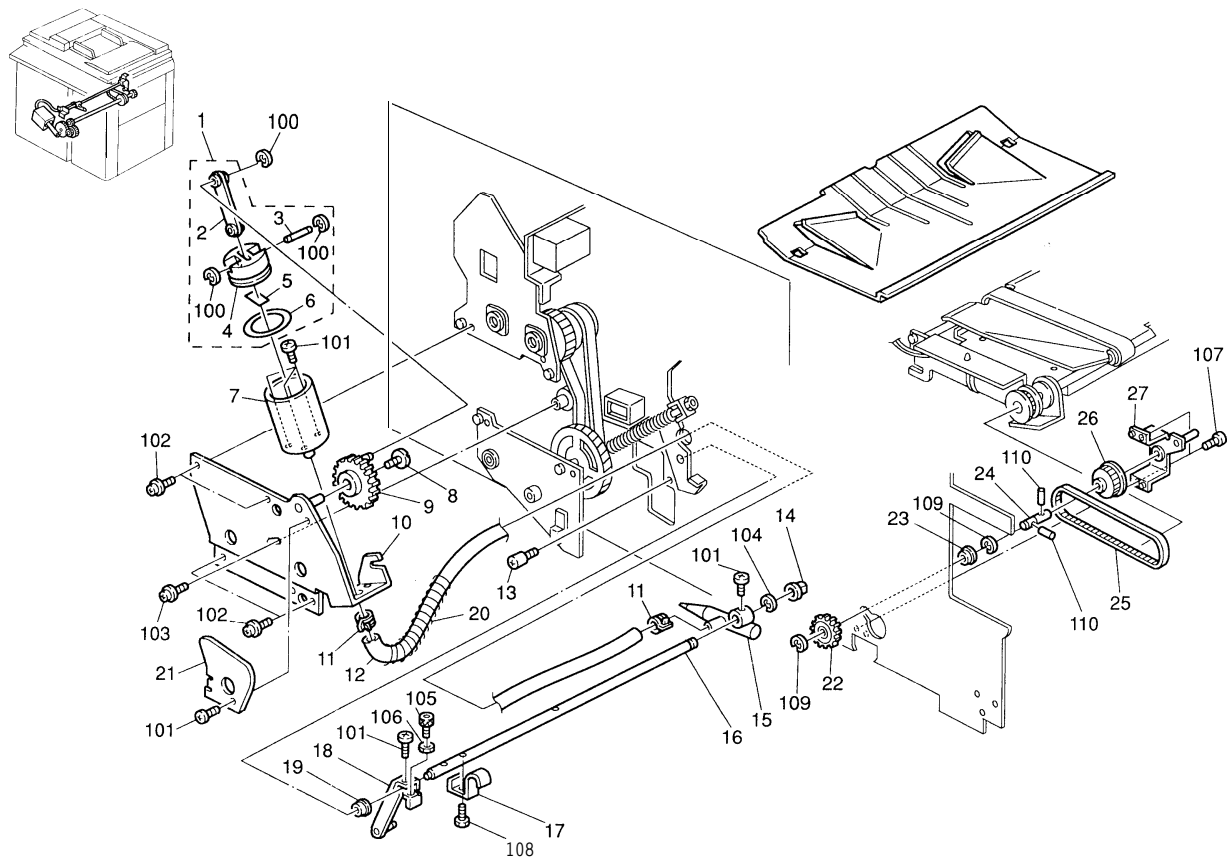


20. PAPER EXIT SECTION 3 (C218)

Index No.	Part No.	Description	Q'ty Per Assembly
1	C218 6219	Air Hose	1
2	C209 4711	Hose Band	2
3	C209 6241	Front Cylinder Bracket	1
4	C209 6240	Air Pump Cylinder	1
5	C209 6242	Rear Cylinder Bracket	1
6	C209 6243	Cylinder Cover	1
7	C209 6215	Piston Valve	1
8	C209 6216	O-Ring -39	1
9	C209 6065	Drive Shaft - Vacuum Roller	1
10	C209 6213	Piston Pin - Air Pump	1
11	C209 6211	Piston Link - Air Pump	1
12	C209 6203	Air Piston Ass'y	1
13	C209 6207	Gear - 75Z	1
14	C209 6210	Air Pump Drive Shaft	1
15	C209 6064	Gear - 28Z	2
16	C209 6204	Gear - 18148Z	1
17	C209 6206	Gear Shaft	1
18	C209 6231	Knob Screw - M4	1
19	C209 6230	Exit Pawl Holder	1
20	C209 6223	Exit Pawl Bracket	1
21	50530223	Bushing - 8mm	1
22	C209 6233	Exit Pawl	1
23	C209 6225	Hose Clamp	1
24	C209 6232	Exit Pawl Shaft	1
25	C200 6004	Exit Pawl Lever	1
26	C209 6067	Timing Belt - 220XL025G	1
27	C200 6059	Pulley - 25T	1

Index No.	Part No.	Description	Q'ty Per Assembly
100	0314 0080Z	Philips Screw-4x8	
101	0433 0062B	Tapping Screw- M3X6mm	
102	0720 0030Z	Retaining Ring - M3	
103	0720 0040Z	Retaining Ring - M4	
104	0720 0060Z	Retaining Ring - M6	
105	0720 0080Z	Retaining Ring - M8	
106	08077013	Spacer -10.2 X 14 X 0.2 mm	
107	0713 0050B	Hexagon Nut - M5	
108	0713 0080B	Flanged Hexagon Nat - M8	
109	0314 0050Z	Philips Pan Head Screw - M4x5	
110	0313 0060Z	Philips Pan Head Screw - M3x6	
111	0584 0121Z	Hexagon Bolt - M4x12	
112	0710 0040Z	Hex Nut 4	
113	0593 0060E	Bolt - M3x6	
114	08053452	Ball Bearing - 10x22x6mm	
115	0623 0160E	Spring Pin - 3x16mm	
116	0623 0180E	Spring Pin - 3x18mm	
117	0960 4008Z	Flange Head Screw -4 X 8	

21. PAPER EXIT SECTION 4 (C219)

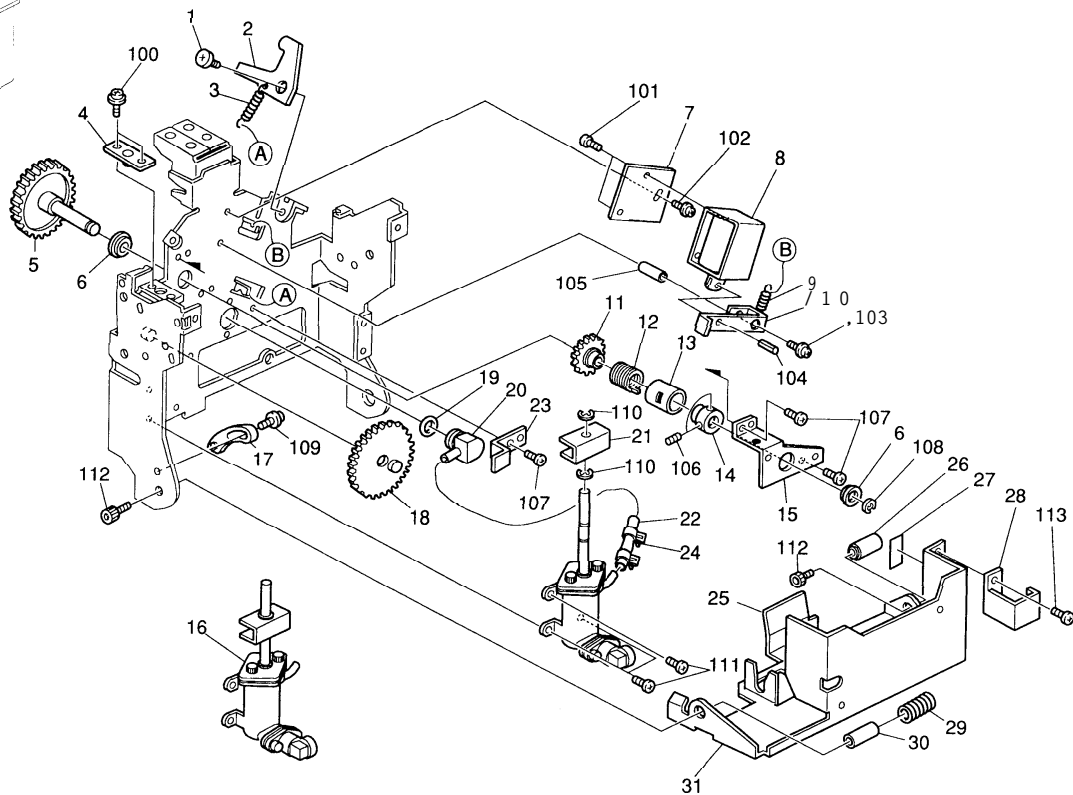
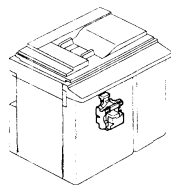


21. PAPER EXIT SECTION 4 (C219)

Index No.	Part No.	Description	Q'ty Per Assembly
1	C213 6037	Air Piston Ass'y	1
2	C213 6038	Piston Link	1
3	C209 6213	Piston Pin - Air Pump	1
4	C213 6040	Piston (C219)	1
5	C213 6042	Piston Valve	1
6	C213 6041	O-Ring -33.7	1
7	C213 6043	Air Pump Cylinder	1
8	55066197	Screw - Knife Cam - Leading Edge CL	1
9	C219 6033	Gear - 50Z	1
10	C219 6030	Reinforcement Plate	1
11	C209 4711	Hose Band	2
12	C219 6219	Air Hose	1
13	55066073	Stopper - Holder - Master Hold/Down	1
14	C200 5526	Print Pressure Bushing	1
15	C219 6050	Exit Pawl	1
16	C219 6003	Exit Pawl Shaft	1
17	C209 6225	Hose Clamp	1
18	C200 6004	Exit Pawl Lever	1
19	C203 2083	Exit Pawl Bushing	1
20	AA06 3014	Spring - Supply Tube	1
21	C219 6040	Gear Cover	1
22	C200 6058	Gear - 28T	1
23	50700719	Bushing -10 mm	1
24	C219 6064	Idol Shaft	1
25	C209 6067	Timing Belt - 220XL025G	1
26	C200 6059	Pulley - 25T	1
27	C203 6060	Vacuum Drive Bracket	1
28	C213 6201	Shelter Plate	1

Index No.	Part No.	Description	Q'ty Per Assembly
100	0720 0030Z	Retaining Ring - M3	
101	0313 0060Z	Philips Pan Head Screw - M3x6	
102	0960 4008Z	Flange Head Screw -4 X 8	
103	0960 5008Z	Philips Flange Screw - M5x8	
104	0720 0060Z	Retaining Ring - M6	
105	0584 0121Z	Hexagon Bolt - M4x12	
106	0710 0040Z	Hex Nut 4	
107	0314 0080Z	Philips Screw - 4x8	
108	0583 0060Z	Hexagon Bolt - M3x6	
109	0720 0080Z	Retaining Ring - M8	
110	0623 0180E	Spring Pin - 3x18mm	

22. DRUM SECTION 1 (C218/C219)

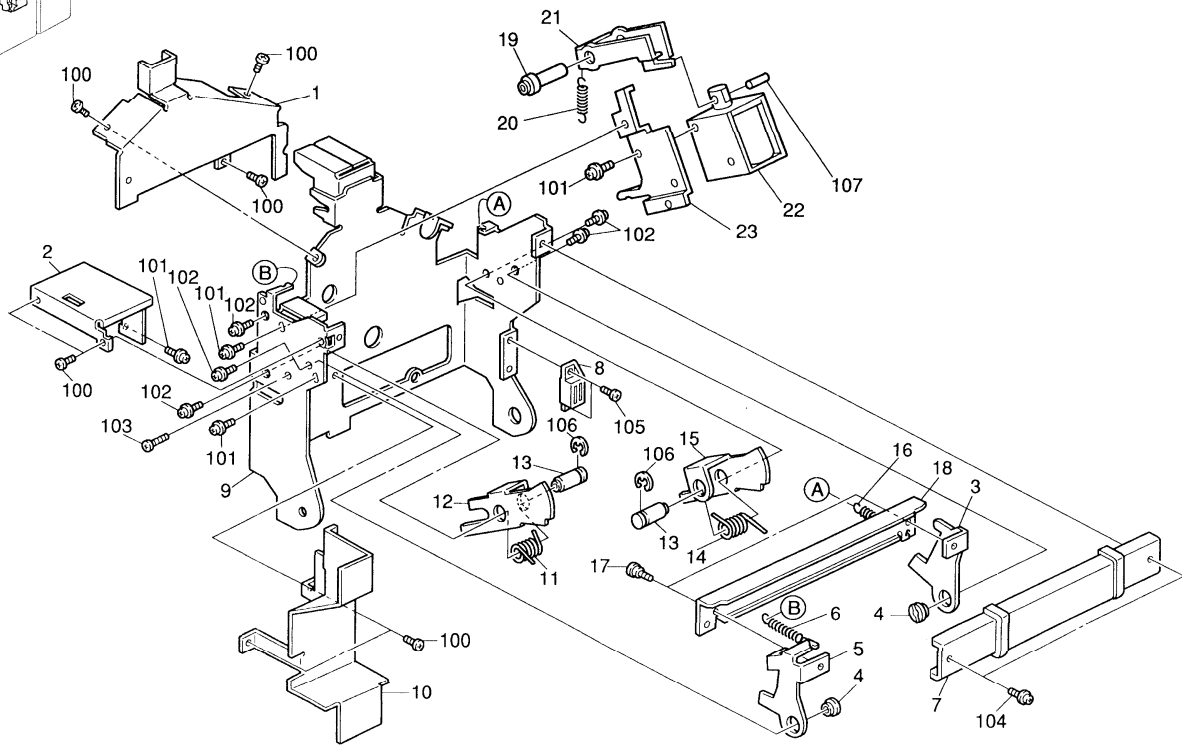
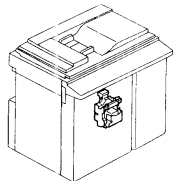


22. DRUM SECTION 1 (C218/C219)

Index No.	Part No.	Description	Q'ty Per Assembly
1	54131882	Stepped Screw	1
2	C209 4529	Drum Stopper	1
3	C200 4914	Drum Stopper Spring	1
4	C200 4814	Bushing - 6x10x55mm	1
5	C209 4852	Gear - 46Z	1
6	55076624	Bushing - 8x16x45mm	2
7	C200 4864	Bracket - Ink Supply Solenoid	1
8	C201 8062	Ink Supply Solenoid (C219)	1
8	C209 8227	Ink Supply Solenoid (C218)	1
9	55053598	Spring - Ratch - Control Section	1
10	C200 4862	Ink Stopper	1
11	C209 4674	Gear - 25Z	1
12	C201 4676	Clutch Spring	1
13	C200 4861	Pump Clutch Sleeve	1
14	C201 4067	Pump Clutch Collar	1
15	C209 4677	Clutch Bracket	1
17	C200 4926	Ink Holder Cam	1
18	C209 4867	Gear - 64Z	1
19	08080021	Rubber Ring	1
20	C213 4810	Ink Antechamber	1
21	C201 4679	Ink Pump Slider	1
22	C209 4817	Ink Tube - Small	1
23	C200 4813	Support Plate - Ink Antechamber (C219)	1
23	C209 4816	Stopper Plate - Ink Antechamber (C218)	1
24	C209 4713	Hose Band	2
25	C200 4826	Pump Rubber	1
26	C209 4923	Right Shaft - Ink Holder	1
27	C209 4930	Seal - 0.1X5X17	1
28	C201 4639	Ink Holder Handle	1
29	C201 4682	Ink Cartridge Spring	1
30	C200 4924	Right Shaft - Ink Holder	1
31	C209 4641	Ink Holder	1
32	C209 4670	Ink Pump	1

Index No.	Part No.	Description	Q'ty Per Assembly
100	0951 4006Z	Philips Screw With Flat Washer - M4x6	
101	0313 0040Z	Philips Pan Head Screw - M3x4	
102	0960 4006Z	Philips Frang Screw - M4x6	
103	0951 4020Z	Philips Screw With Flat Washer - M4x20	
104	0623 0080E	Spring Pin - 3x8mm	
105	0707 4160B	Bushing - 4x16mm	
106	0574 0050E	Hexagon Headless Set Screw - M4x5	
107	0434 0060Z	Tapping Screw - M4x6	
108	0720 0060Z	Retaining Ring - M6	
109	0951 4012Z	Philips Screw With Flat Washer M4 X 12	
110	0720 0050Z	Retaining Ring - M5	
111	0434 0080Z	Tapping Screw - M4x8	
112	0595 0080Z	Bolt - M5x8	
113	0314 0060Z	Philips Pan Head Screw - M4x6	

23. DRUM SECTION 2 (C218/C219)

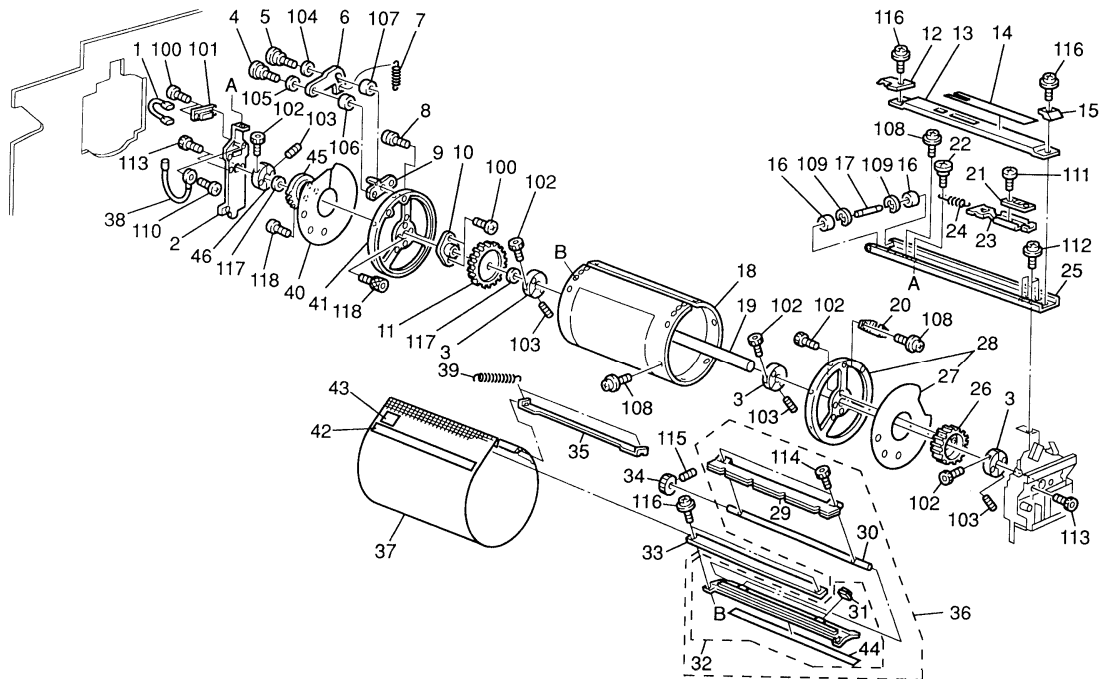
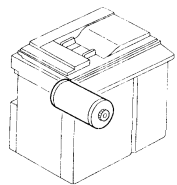


23. DRUM SECTION 2 (C218/C219)

Index No.	Part No.	Description	Q'ty Per Assembly
1	C209 4616	Side Plate Cover - Drum	1
2	C209 4620	Upper Cover - Drum Side Plate	1
3	C209 4637	Right Stopper - Drum Lock	1
4	C200 4638	Drum Lock Shaft - Small	2
5	C209 4638	Left Stopper - Drum Lock	1
6	C209 4642	Drum Lock Spring	1
7	C201 4636	Drum Unit Handle	1
8	AG07 0004	Magnetic Catch (C219)	1
8	50540536	Magnet Catch Ass'y(C218)	1
9	C209 4624	Front Side Plate	1
10	C209 4617	Lower Cover - Drum Side Plate	1
11	C209 4634	Drum Lock Spring - Left	1
12	C200 4631	Left Arm - Drum Lock (A4)	1
12	C211 4631	Left Arm - Drum Lock (LT)	1
13	C200 4633	Drum Lock Shaft - Long	2
14	C200 4635	Drum Lock Spring - Right	1
15	C200 4632	Right Arm - Drum Lock (A4)	1
15	C211 4632	Right Arm - Drum Lock (LT)	1
16	56001379	Spring	1
17	54003404	Stepped Screw	2
18	C209 4639	Release Lever - Drum Lock	1
19	C209 4566	Drum Lock Shaft (C218)	1
20	C200 5118	Release Spring (C218)	1
21	C209 4567	Left Arm - Drum Lock (C218)	1
22	C209 8234	Drum Lock Solenoid (C218)	1
23	C209 4568	Solenoid Bracket - Drum Lock (C218)	1

Index No.	Part No.	Description	Q'ty Per Assembly
100	0434 0060Z	Tapping Screw - M4x6	
101	0951 3005Z	Philips Pan Head Screw - M3 X 5	
102	0960 4006Z	Philips Flange Screw - M4x6	
103	0434 0100z	Pan Head Self-tapping Screw - M4x10	
104	0960 4008Z	Flange Head Screw -4 X 8	
105	0314 0060Z	Philips Pan Head Screw - M4x6	
106	0720 0060Z	Retaining Ring - M6	
107	0623 0080E	Spring Pin - 3X8mm	

24. DRUM SECTION 3 (C218/C219)



24. DRUM SECTION 3 (C218/C219)

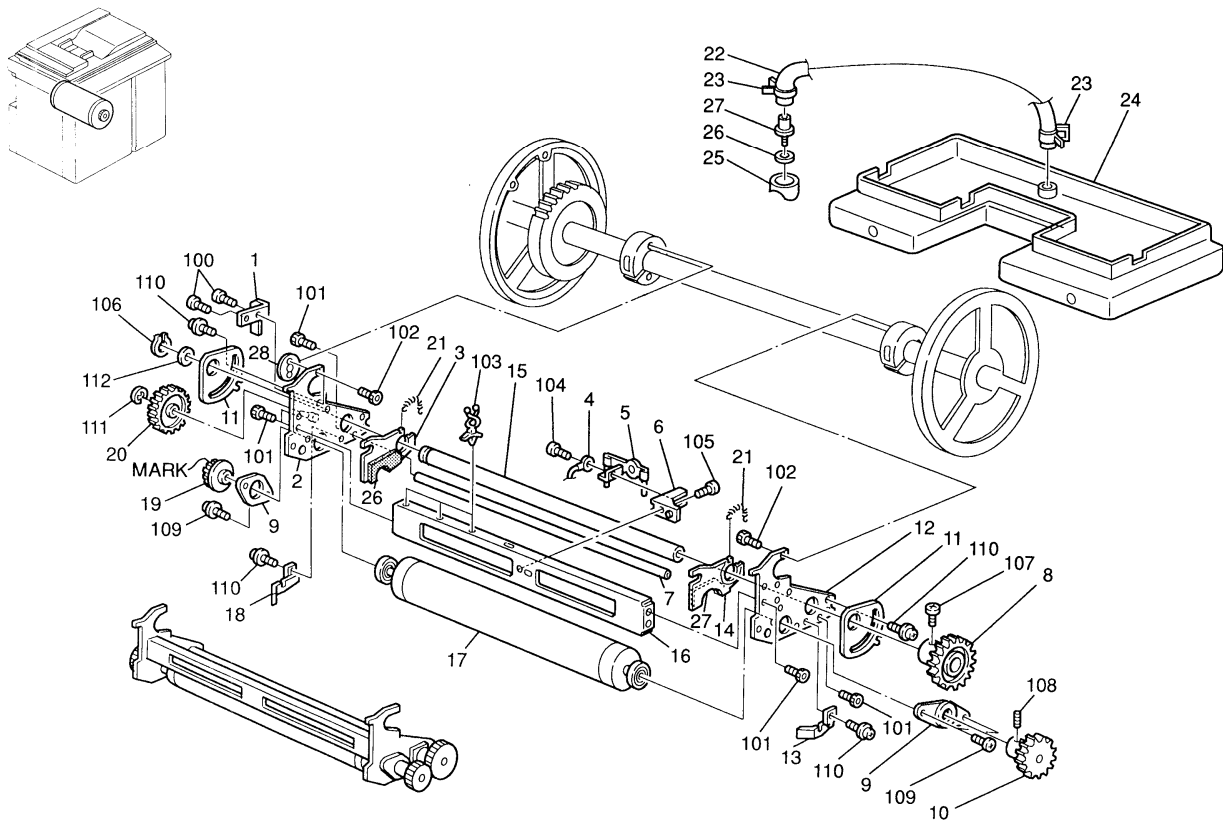
Index No.	Part No.	Description	Q'ty Per Assembly
1	C200 8524	Color Drum Harness (C219)	1
1	C209 8169	Short Harness (C218)	1
2	C200 4613	Rear Side Plate - Drum (C219)	1
2	C209 4613	Rear Side Plate - Drum (C218)	1
3	C200 4653	Drum Shaft Bracket	4
4	55066069	Step Screw - Etching Middle Roller	1
5	C200 4946	Clamper Setter Shaft	1
6	C200 4944	Sector Gear - 9T	1
7	C200 4945	Sector Gear Spring	1
8	54133082	Spring Anchor - Lock Lever (C219)	1
8	54132274	Spring Anchor - Release Lever (C218)	1
9	C219 4686	Drum H.P Sensor Actuator (C219)	1
9	C209 4689	Interrupter Plate (C218)	1
10	C200 4674	Drive Flange - Ink Roller (A4)	1
10	C211 4674	Drive Flange - Ink Roller (LT)	1
11	C200 4672	Gear - 48T (C219)	1
11	C209 4672	Gear-50Z (C218)	1
12	C218 4612	Rear Roller Guide	1
13	C201 4613	Drum Rail Cover	1
14	C201 2543	Decal -Drum Caution	1
15	C207 4611	Front Stopper Guide	1
16	C201 4604	Drum Rail Roller	2
17	C200 4627	Drum Rail Shaft	1
18	C218 4803	Metal Screen (A3)	1
18	C528 4817	Metal Screen (A4)	1
18	C215 4690	Metal Screen (B4)	1
18	C219 4690	Metal Screen (LG)	1
19	C209 4531	Drum Shaft (A3)	1
19	C211 4650	Drum Shaft (A4/LT)	1
19	C200 4650	Drum Shaft (B4)	1
20	C209 4681	Stopper Plate	1
21	C201 4609	Stopper Relasing Lever	1
22	55066111	Stepped Screw - M4	1
23	C201 4606	Stopper Releasing Plate	1
24	C201 4610	Drum Slider Spring	1

Index No.	Part No.	Description	Q'ty Per Assembly
25	C200 4625	Drum Rail	1
26	C209 4673	Gear - 62Z	1
27	C219 4678	Front Drum Flange Cover	1
28	C219 4648	Front Drum Flange	1
29	C207 4938	Clamper Plate (C219)	1
29	C209 4938	Clamper Plate (C218)	1
30	C219 4941	Clamper Shaft (C219)	1
30	C209 4941	Clamper Shaft (C218)	1
31	C200 4947	Clamper Rubber (C219)	1
31	C209 4947	Clamper Rubber (C218)	2
32	C215 4950	Drum Clamper Base Ass'y (C219)	1
32	C218 4945	Drum Clamper Base Ass'y(C218)	1
33	C200 4682	Screen Front Plate (C219)(B4)	1
33	C211 4682	Screen Front Plate (C219) (LT)	1
33	C209 4682	Screen Front Plate (C218)	1
34	C200 4942	Pinion - 9T	1
35	C200 4683	Screen Rear Plate (C219) (B4)	1
35	C211 4683	Screen Rear Plate (C219) (LT)	1
35	C218 4683	Screen Rear Plate (C218)	1
36	C219 4948	Drum Clamper Ass'y (C219)	1
36	C218 4836	Drum Clamper Ass'y(C218)	1
37	C218 4839	Tetron Screen - A3	1
37	C528 4851	Tetron Screen - A4	1
37	C219 4583	Tetron Screen - B4	1
37	C219 4593	Tetron Screen - LG	1
38	C200 8522	Ground Wire (C219)	1
38	C209 8140	Grounding Wire - 65mm (C218)	1
39	C203 4524	Screen Plate Spring (C219)	2
39	C209 4540	Screen Plate Spring (C218)	2
40	C219 4679	Rear Shield - Drum Flange	1
41	C219 4560	Rear Drum Flange (C219)	1
41	C218 4565	Rear Drum Flange (C218)	1
42	C218 4840	Master Stopper - 300x3.5 (A3/A4)	2
42	C219 4596	Master Stopper (LT)	1
42	C219 4840	Master Stopper - 266X22 (B4)	1

Index No.	Part No.	Description	Q'ty Per Assembly
43	C2074550	Sensor Sheet- 8x20 (C219)	1
43	C2094550	Black Seal-40x50(C218)	1
44	C2184956	Stopper Plate (A3/A4)	1
45	C2094686	Gear Support Plate (C218)	1
46	C2094653	Drum Shaft Bracket (C218)	1

Index No.	Part No.	Description	Q'ty Per Assembly
100	03140080Z	Philips Screw-4x8	
101	11021341	Connector-8P	
102	05950140E	Hexagon Bolt- M5xl 4	
103	05750080E	Hexagon Headless SetScrew-M5x8	
104	08074126	Flat Washer-6.2xl 2x0.2mm	
105	08075044	Spacer -8.1mmX 11.5mm x 0.2mm	
106	08075076	Washer- 8x13x2.2mm	
107	08073103	Washer-4x13x2.3mm	
108	09514006Z	Philips Screw With Flat Washer-M4	
109	07200050Z	Retaining Ring - M5	
110	0314 0060Z	Philips Pan Head Screw - M4x6	
111	0323 0050Z	Philips Sunken Head Screw - M3x5	
112	0960 4006Z	Philips Flange Screw - M4x6	
113	0594 0080Z	Bolt - M4x8	
114	08046091	Hexagonal Set Screw - M2x5	
115	0574 0050E	Hexagon Headless Set Screw - M4x5	
116	0951 4008Z	Philips Screw With Flat Washer M4x8	
117	08077114	Washer - 16x24x0.3mm	
118	08046092	Hexagonal Set Screw	

25. DRUM SECTION 4 (C218/C219)

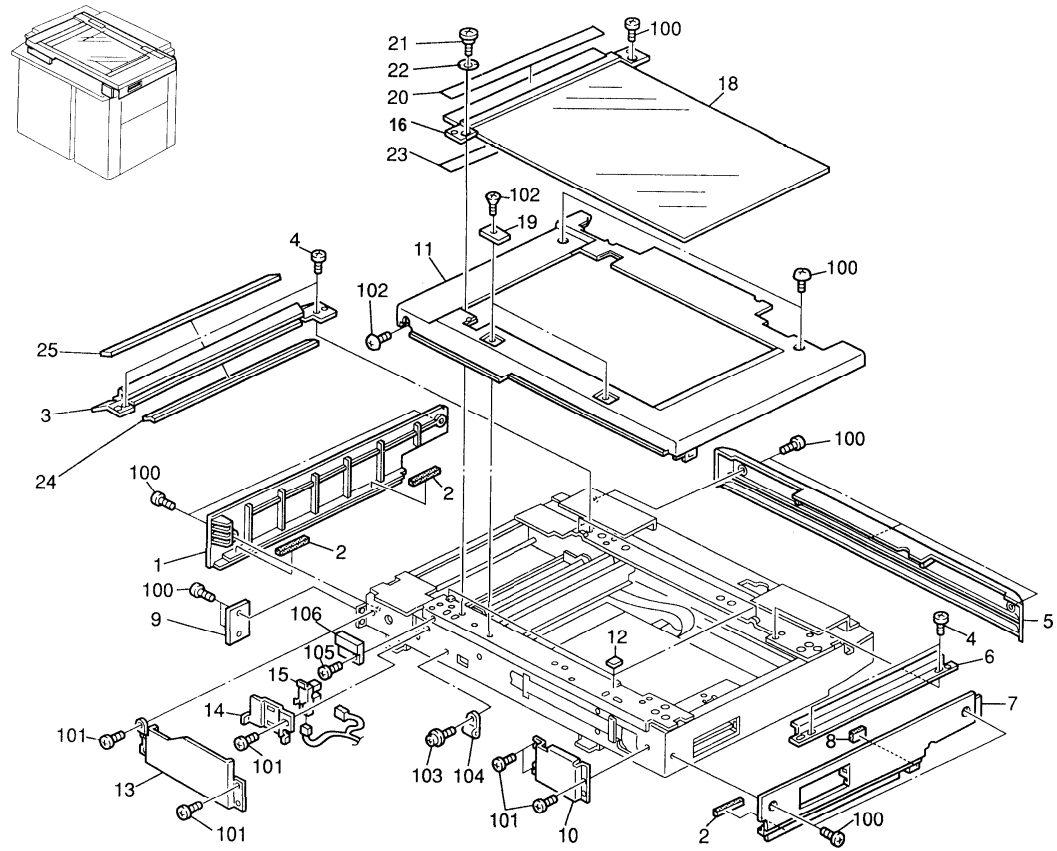


25. DRUM SECTION 4 (C218/C219)

Index No.	Part No.	Description	Q'ty Per Assembly
1	C200 4749	Ground Plate (C219)	1
1	C209 4749	Grounding Plate (C218)	1
2	C207 4665	RearSide Plate-Ink Roller (C219)	1
2	C209 4662	Rear Side Plate-Ink Roller (C218)	1
3	C218 4594	Rear Bank Plate	1
4	C200 8520	Ink Detector Harness (C219)	1
4	C209 8137	Relay Harness-Ink Detection (C218)	1
5	C203 4543	Ink Detector	1
6	C200 4733	Ink Detector Bracket	1
7	C200 4715	Shaft Stay - Ink Roller (C219)(B4)	1
7	C211 4715	Shaft Stay - Ink Roller (C219)(LT)	1
7	C209 4715	Shaft Stay- Ink Roller (C218)	1
8	C200 4748	Gear-45T	1
9	C2014665	Bearing Hokjer	2
10	C2003629	Gear-20T	1
11	C2004723	Adjusting Plate - Doctor Roller	2
12	C2074664	Front Side Plate - Ink Roller (C219)	1
12	C2094661	Front Side Plate - Ink Roller (C218)	1
13	C2174598	Front Drum Blade	1
14	C2184592	Front Bank Plate	1
15	C2004722	Drum Doctor Roller (C219)(B4)	1
15	C2114722	Drum Doctor Roller (C219) (LT)	1
15	C2094722	Doctor Roller (C218)	1
16	C2014664	Ink Roller Stay (C219)(B4)	1
16	C2114664	Ink Roller Stay (C219) (LT)	1
16	C2094664	Ink Roller Stay (C218)	1
17	C2014666	Drum Ink Roller (C219)(B4)	1
17	C2114666	Drum Ink Roller (C219)(LT)	1
17	C2094666	Ink Roller(C218)	1
18	C2174599	Rear Drum Blade	1
19	C2074670	Gear-24Z	1
20	C2074672	Gear-36Z	1
21	C2154557	Spring(C219)	2
22	C2184703	InkTube(C218)	1
23	C2094711	Hose Band (C218)	1

Index No.	Part No.	Description	Q'ty Per Assembly
24	C2094705	Ink Distributor (C218)	1
25	C2094704	Packing-InkTube(C218)	1
26	C2094712	Spacer (C218)	1
27	C2184701	Ink Tube Nipple (C218)	1
28	C2094654	Spacer- 16X36X5.7	1
100	03140080Z	Philips Screw - 4x8	1
101	05940060E	Socket Screw - 4X6	1
102	05940080Z	Bolt-M4x8	1
103	11050209	Clamp	1
104	04340082Z	Tapping Screw- M4x8	1
105	03140060Z	Philips Pan Head Screw- M4x6	1
106	07250160E	Retaining Ring C - M16	1
107	03130050Z	Philips Screw-3x5	1
108	05730040E	Hexagon Headless Set Screw- M3x4	1
109	03130040Z	Philips Pan Head Screw- M3x4	1
110	09514006Z	Philips Screw With Flat Washer -M4	1
111	07200050Z	Retaining Ring - M5	1
112	08077114	Washer - 16x24x0.3mm	1

26. SCANNER SECTION 1 (C218/C219)

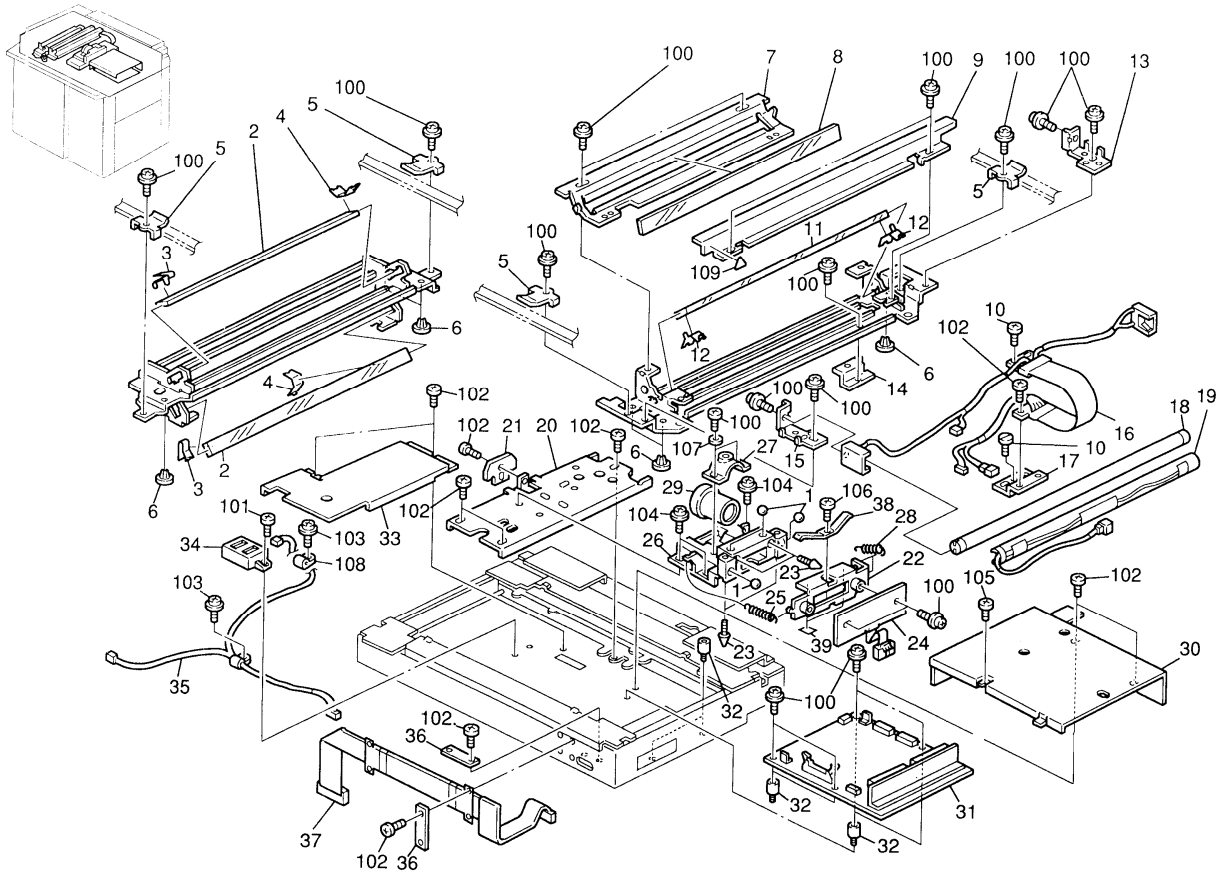


26. SCANNER SECTION 1 (C218/C219)

Index No.	Part No.	Description	Q'ty Per Assembly
1	C218 2535	Scanner Left Cover	1
2	C218 2522	Cushion-Large	3
3	C218 3046	Original Exit Guide	1
4	58752088	Shoulder Screw- M4	4
5	C218 2560	Scanner Rear Cover	1
6	C2183041	Right Bracket	1
7	C2182515	Scanner Right Cover	1
8	C218 2524	Cushion-Small	1
9	C218 2750	Front Left Cover	1
10	C218 3037	Flat Cable Cover	1
11	C218 2500	Scanner Upper Cover	1
12	C2183171	Seal-5X30	4
13	C2183036	H.P Sensor Cover	1
14	C2183034	H.P Sensor Bracket	1
15	C2188407	Photointerruptor - GP1A34LC	1
16	C2183205	Original Scale-A4	1
16	C2183157	Original Scale - LT	1
18	C2183166	Exposure Glass (A4)	1
18	C2183154	Exposure Glass (LT)	1
19	C2183446	Magnet Catch Plate	2
20	C2182820	Decal -Original Size -LT	1
20	C2182516	Decal -Original Scale -A4	1
21	C2182525	Stepped Screw-M4	2
22	C2175102	Spring Washer	1
23	C2183170	Exposure Glass Sheet	1
24	C2183045	Guide Mylar	1
25	C2183044	Cover Cushion	1
26	C2174597	Sponge - Rear Bank Plate	1
27	C2174596	Sponge - Bank Plate	1

Index No.	Part No.	Description	Q'ty Per Assembly
100	0344 0060D	PhilipsTruss Head Screw- M4x6	
101	0314 0060Z	Philips Pan Head Screw-M4x6	
102	0324 0060Z	Philips Sunken Head Screw- M4x6	
103	0951 4006Z	Philips Screw With Flat Washer-M4	
104	11050008	Nylon Clip -2N	
105	0313 0040Z	Philips Pan Head Screw-M3x4	
106	12042353	Switch -PS3670-02	

27. SCANNER SECTION 2 (C218/C219)

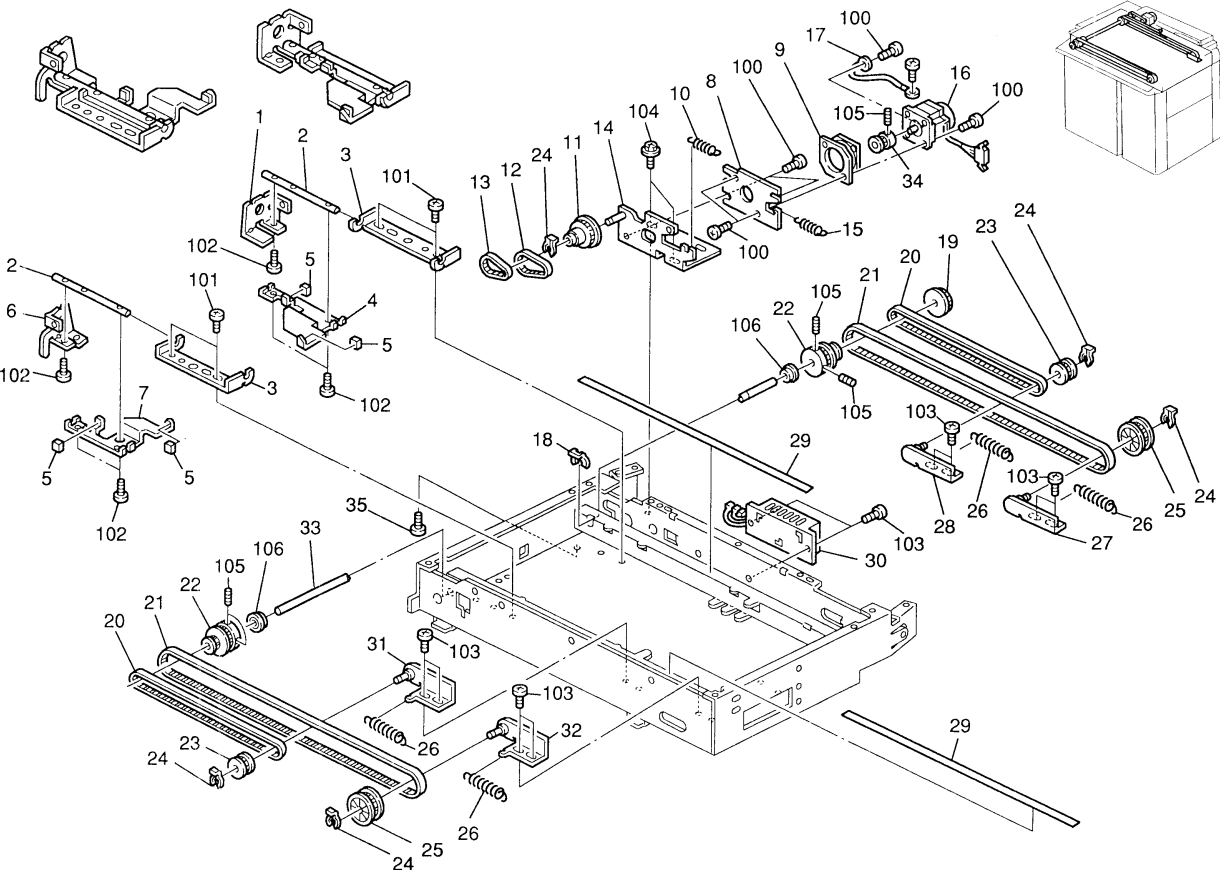


27. SCANNER SECTION 2 (C218/C219)

Index No.	Part No.	Description	Q'ty Per Assembly
1	C2183213	Adjusting Ball	4
2	C218 3206	2nd and 3rd Mirror	2
3	C218 3208	Front Spring Plate	2
4	C218 3207	Rear Spring Plate	2
5	C2183193	Timing Belt Clamp	4
6	A037 1727	Slide Pin	6
7	C2183186	Shielding Plate - 1st Mirror	1
8	C2183188	Reflector	1
9	C2183182	Shielding Sheet	1
10	58752088	Shoulder Screw - M4	1
11	C2183191	1st Mirror	1
12	C2183190	Spring Plate	2
13	C2183185	Fluorescent Lamp Bracket - Rear	1
14	C2183196	Fluorescent Lamp Harness Bracket	1
15	C2183184	Fluorescent Lamp Bracket - Front	1
16	C2188141	Fluorescent Lamp Harness	1
17	C2183195	Harness Bracket	1
18	C2188222	Fluorescent Lamp	1
19	C2188411	Fluorescent Lamp Heater	1
20	C2183043	Lens Base Plate	1
21	C2183226	Shading Plate	1
22	C2183216	CCD Board Bracket	1
23	C2183212	Adjusting Pin	4
24	C2188072	CCD Board	1
25	C2183225	Front Adjust Spring	1
26	C2183214	Lens Bracket	1
27	C2183211	Lens Holder	1
28	C2183224	Rear Adjust Spring	2
29	C2033054	Lens - F4/43	1
30	C2183228	CCD Board Cover	1
31	C2188012	A/D Converter Board	1
32	55052752	Stud - P.C. Board - Paper Feed Sect	6
33	C2183019	Scanner Harness Cover	1
34	C2188424	Original Sensor	1
35	C2188132	Original Sensor Harness	1

Index No.	Part No.	Description	Q'ty Per Assembly
36	C218 3039	Flat Cable Clamp	2
37	C218 8153	Scanner Flat Cable	1
38	C218 3223	Adjusting Spring Plate	1
39	C218 3220	Slide Seal	3
100	0951 3006Z	Philips Screw With Flat Washer - M3	
101	0313 0060Z	Philips Pan Head Screw - M3x6	
102	0314 0060Z	Philips Pan Head Screw - M4x6	
103	0960 4006Z	Philips Frang Screw - M4x6	
104	0951 4008Z	Philips Screw With Flat Washer M4x8	
105	08011004	Screw - M4X4	
106	0965 3008W	Tapping Screw With Flat Washer-M3x8	
107	0701 0030Z	Flat Washer - M3	
108	11050008	Nylon Clip - 2N	
109	10050890	Decal - TUV	

28. SCANNER SECTION 3 (C218/C219)

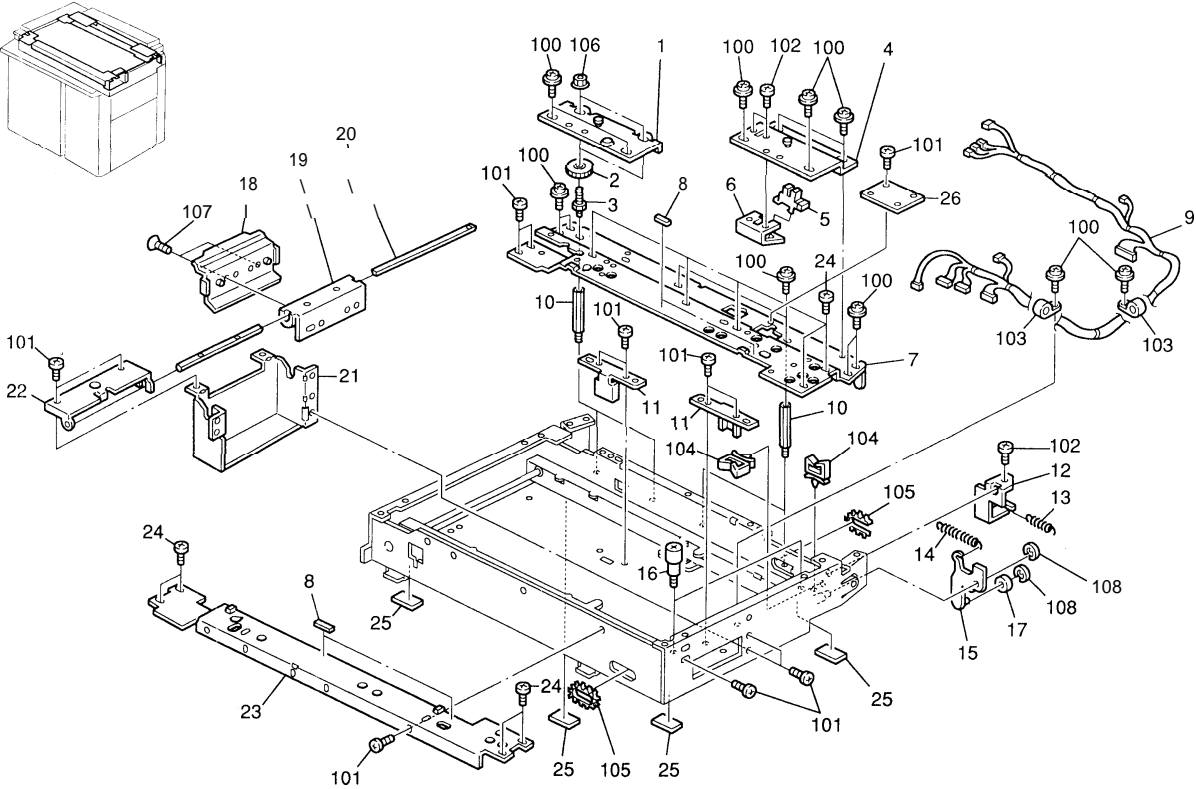


28. SCANNER SECTION 3 (C218/C219)

Index No.	Part No.	Description	Q'ty Per Assembly
1	C218 3060	Rear Fixed Angle	1
2	C218 3057	Fixed Shaft	2
3	C218 3056	Fixed Shaft Bracket	2
4	C218 3053	Arm - Carriage - Fix - Front	1
5	C218 3054	Pad - 5x5	4
6	C218 3055	Front Fixed Angle	1
7	C218 3059	Rear Fixed Arm	1
8	C2183081	Tension Bracket	1
9	C218 3086	Motor Cushion	1
10	C218 3082	Tension Spring	1
11	C218 3065	Pulley - 22156Z	1
12	C218 3072	Timing Belt - B40S2M160	1
13	C218 3073	Timing Belt - B60S2M126	1
14	C218 3078	Scanner Motor Bracket	1
15	C218 3083	Tension Spring	1
16	C218 8214	Scanner Drive Motor	1
17	C218 8426	Grounding Harness	1
18	C209 3133	Retaining Ring - M6	1
19	C218 3066	Pulley - 49Z	1
20	C2183075	Timing Belt - B40S2M800	2
21	C218 3074	Timing Belt - B40S2M1274	2
22	C218 3063	Scanner Drive Pulley	2
23	C218 3069	Timing Pulley - 24Z	2
24	54472681	Snap Ring	5
25	C218 3068	Timing Pulley - 48Z	2
26	C218 3094	Tension Spring	4
27	C218 3103	Timing Pulley Bracket - Rear 2	1
28	C218 3096	Timing Pulley Bracket - Rear 1	1
29	C2183017	Scanner Grip Rail	2
30	C218 8221	Stabilizer	1
31	C218 3091	Timing Pulley Bracket - Front 1	1
32	C218 3099	Timing Pulley Bracket - Front 2	1
33	C218 3090	Scanner Drive Shaft	1
34	C218 3062	Timing Pulley - Scanner Motor	1
35	C2183051	Philips Screw - M3	1

Index No.	Part No.	Description	Q'ty Per Assembly
100	0314 0080Z	Philips Screw - 4x8	
101	0801 1004	Screw - M4X4	
102	0313 0050Z	Philips Screw - 3x5	
103	0314 0060Z	Philips Pan Head Screw - M4x6	
104	08046074	Hexagon Bolt - M4x8	
105	0573 0040E	Hexagon Headless Set Screw - M3x4	
106	08053346	Ball Bearing - 8x12x3.5mm	

29 SCANNER SECTION 4 (C218/C219)

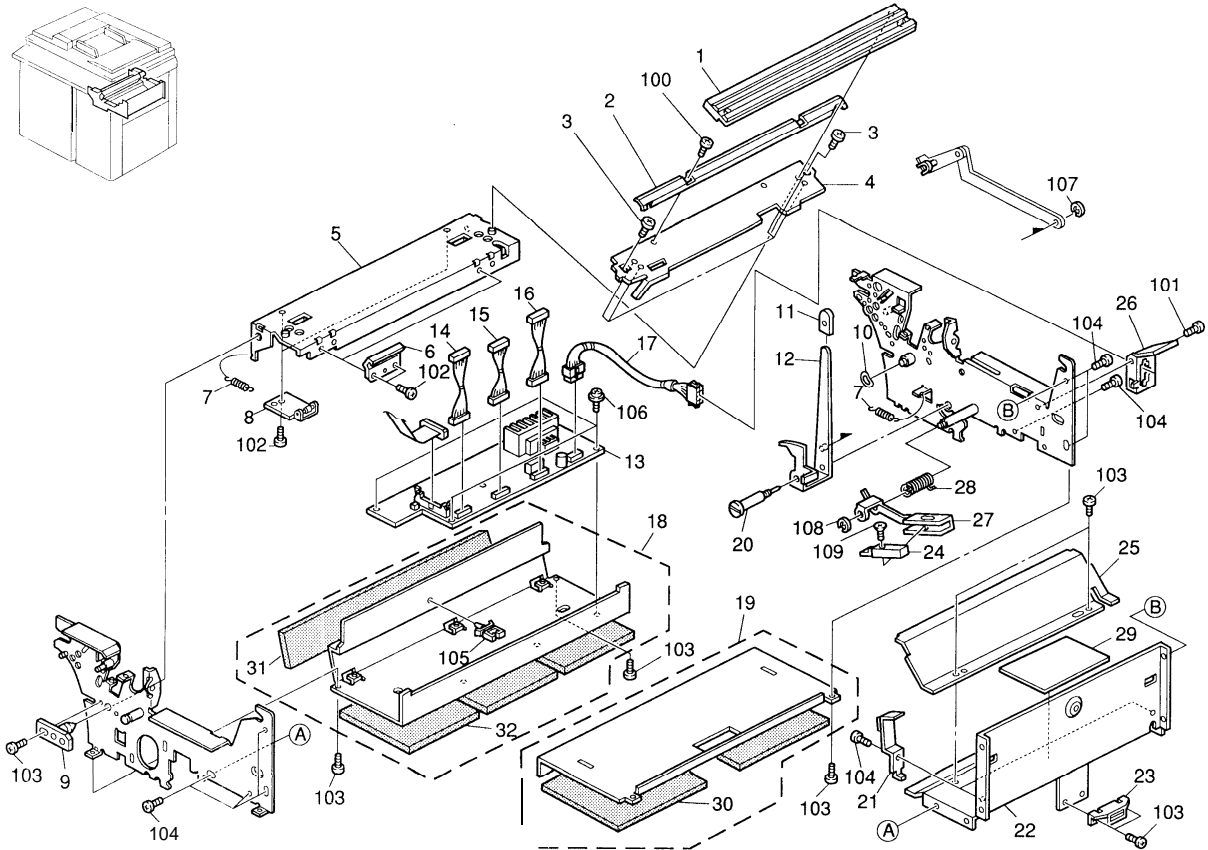


29. SCANNER SECTION 4 (C218/C219)

Index No.	Part No.	Description	Q'ty Per Assembly
1	C218 3438	Platen Cover Left Bracket	1
2	C218 3430	Knob Screw	2
3	C2183431	Platen Cover Shaft	2
4	C218 3426	Platen Cover Right Bracket	1
5	AW02 0021	Photointerruptor -175487-3	1
6	C218 3434	Sensor Bracket	1
7	C218 3027	Scanner Rear Stay	1
8	C218 3025	Contact Grass Cushion	4
9	C218 8415	Scanner Harness	1
10	C2183031	Stud	4
11	C2183014	Scanner Stopper Lever	2
12	C2183118	Scanner Stopper Bracket	1
13	C2183117	Stopper Spring 2	1
14	C2183116	Stopper Spring 1	1
15	C2183113	Scanner Stopper	1
16	C218 3020	Stopper Pin	2
17	C209 4087	Guide Plate Roller	1
18	C218 3108	Scanner Grip	1
19	C2183109	Scanner Grip Bracket	1
20	C2183111	Scanner Grip Shaft	1
21	C2183016	Scanner Grip Cover	1
22	C2183110	Scanner Grip Upper Cover	1
23	C2183023	Scanner Front Stay	1
24	58752088	Shoulder Screw-M4	9
25	C2183003	Seal-28x40	4
26	C2193473	Interface Cover	1

Index No.	Part No.	Description	Q'ty Per Assembly
100	09604008W	Philips Flange Screw -M4x8	
101	03140060Z	Philips Pan Head Screw- M4x6	
102	03130060Z	Philips Pan Head Screw- M3x6	
103	11050016	NylonClip-4N	
104	11050144	Harness Clamp	
105	11060101	Cord Stopper	
106	07130040B	Hexagon Nut-M4	
107	03240060Z	Philips Sunken Head Screw- M4x6	
108	07200030Z	Retaining Ring - M3	

30. PLOTTER SECTION 1 (C218/C219)

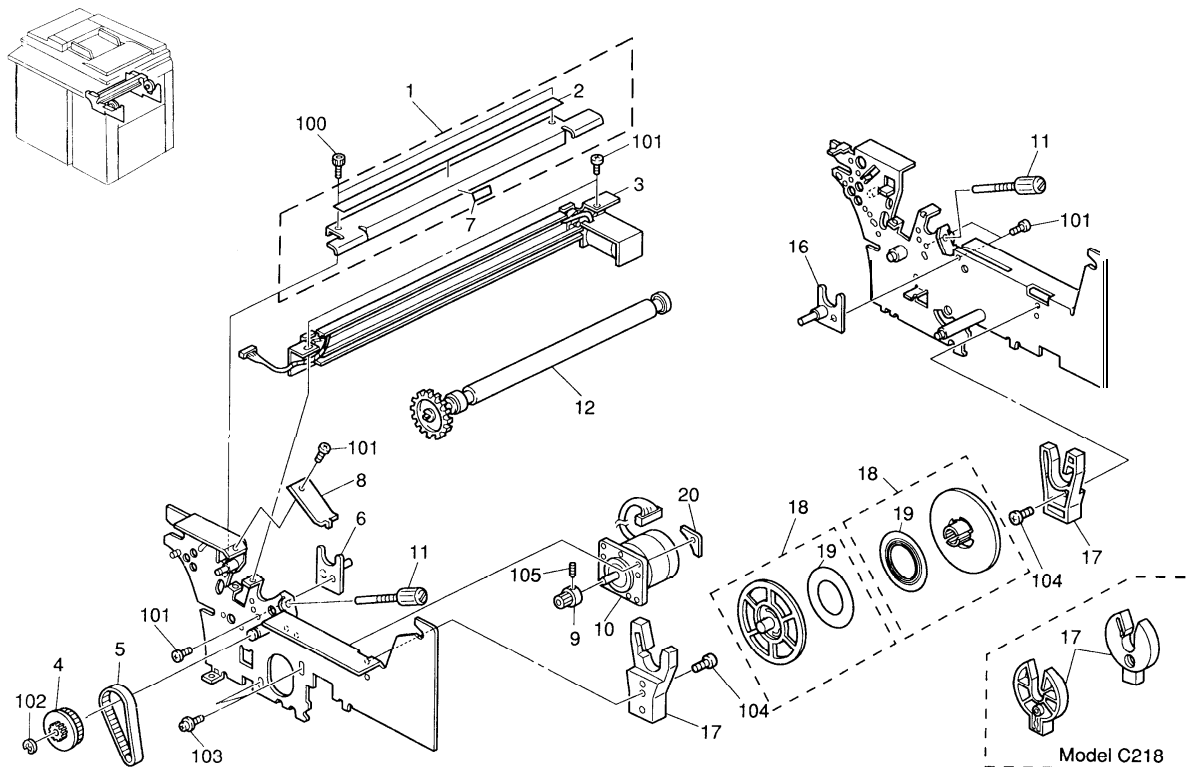


30. PLOTTER SECTION 1 (C218/C219)

Index No.	Part No.	Description	Qty Per Assembly
1	G219 8037	Thermal Head - B4	1
1	C218 8037	Thermal Head A3	1
2	C219 4001	Guide Plate - Thermal Head (C219)	1
2	C209 4037	Guide Plate - Thermal Head (C218)	1
3	C20941 80	Thermal Head Stopper	2
4	C219 4002	Thermal Head Spacer (C219)	1
4	C218 4035	Thermal Head Spacer (C218)	1
5	C219 4003	Thermal Head Base (C219)	1
5	C218 4030	Thermal Head Base (C218)	1
6	C20941 39	Spring Plate	2
7	C2194154	Spring - LG	2
7	C2194007	Spring - B4	2
7	C218 4034	Thermal Head Spring (C218)	2
8	C20941 36	Spring Roller (C219)	1
8	C2184136	Spring Plate (C218)	2
9	C209 4040	Left Adjusting Plate	1
10	7C31 5541	Bushing Washer - M8	1
11	C209 4059	Lever Knob	1
12	C219 4031	Platen Release Lever (C219)	1
12	C218 4060	Platen Release Lever (C218)	1
13	C219 8028	Thermal Head Drive Board (C219)	1
13	C209 8028	Thermal Head Drive Board (C218)	1
14	C209 8163	Harness - Head Signal 1	1
15	C209 8164	Harness - Head Signal 2	1
16	C209 8166	Harness - Head Power 1	1
17	C219 8146	Harness Head Power (C219)	1
17	C209814S	Harness - Head Power 2 (C218)	1
18	C2194015	Plotter Base (C219)	1
18	C209 4133	Plotter Base (C218)	1
19	C2194012	Plotter Lower Cover (C219)	1
19	C209 2586	Plotter Lower Cover (C218)	1
20	C219 4029	Lever Shaft (C219)	1
20	C209 4063	Lever Shaft (C218)	1
21	C203 4013	Brake Plate	2
22	C219 4022	Master Roller Catcher (C219)	1

Index No.	Part No.	Description	Qty Per Assembly
22	C209 4021	Master Roller Catcher (C218)	1
23	AG07 0004	Magnetic Catch (C219)	1
23	50540536	Magnet Catch Ass'y (C218)	1
24	52035230	Master Sensor	1
25	C2194019	Thermal Head Cover (C219)	1
25	C2094055	Thermal Head Cover (C218)	1
26	C2194250	Right Connector Bracket (C219)	1
26	C2184126	Right Connector Bracket (C218)	1
27	C2094027	Master End Sensor Bracket	1
28	C2194028	Sensor Spring (C219)	1
28	C2004116	Sensor Spring (C218)	1
29	C2194023	Seal	1
30	C2092587	Pad -Plotter Lower Cover	1
31	C2092585	Plotter Base Pad- Small	1
32	C2092599	Lower Pad	1
100	03130040Z	Philips Pan Head Screw -M3x4	1
101	04340060Z	Tapping Screw- M4x6	1
102	03130050Z	Philips Screw -3x5	1
103	03140060Z	Philips Pan Head Screw -M4x6	1
104	04340080Z	Tapping Screw- M4x8	1
105	11050016	Nylon Clip-4N	1
106	09513006Z	Philips Screw With Flat Washer-M3	1
107	07200070Z	Retaining Ring - M7	1
108	07200040Z	Retaining Ring - M4	1
109	03230100Z	Philips Sunken Head Screw - M3x10	1

31. PLOTTER SECTION 2 (C218/C219)

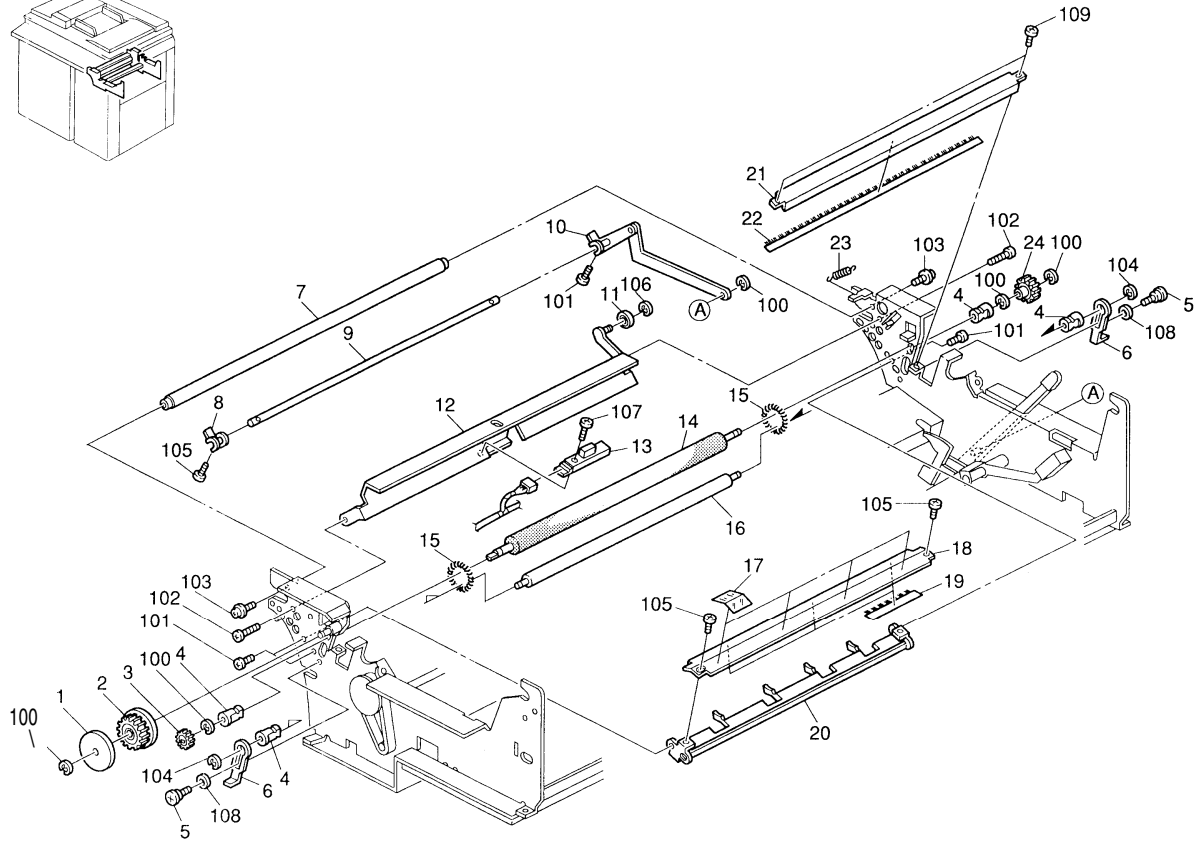
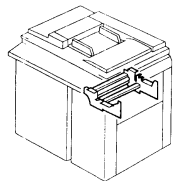


31. PLOTTER SECTION 2 (C218/C219)

Index No.	Part No	Description	Q'ty Per Assembly
1	C219 4135	Cutter Unit Cover (A3/A4)	1
1	C218 4232	Cutter Unit Cover(LG)	1
1	C218 4234	Cutter Unit Cover (B4)	1
2	C218 2842	Decal -Master Setting -A4	1
2	C218 2826	Decal -Master Setting -LG	1
3	C219 4067	Cutter Unit(C219)	1
3	C218 4065	Cutter Unit(C218)	1
4	C219 4070	Gear -50Z(C219)	1
4	C2094111	Gear-16/54Z(C218)	1
5	C219 4072	Timing Belt - B97MXL 9.5 (C219)	1
5	C2094112	Timing Belt -100MXL-9.5(C218)	1
6	C2194037	Left Holder (C219)	1
6	C2184179	Left Holder - Platen Roller (C218)	1
7	C2182827	Decal -Master Guide	1
8	C2184070	ProtterGearCover (C218)	1
8	C2194130	Left Gear Cover(C2 19)	1
9	C2194071	Gear- 17Z(C219)	1
9	C2094110	Gear- 17Z(C218)	1
10	C2198216	Stepper Motor - Plotter (C219)	1
10	C2098216	Stepper Motor - Plotter (C218)	1
11	C2074150	Fixing Screw	2
12	C2194245	Platen Roller (C219)	1
12	C2184045	Platen Roller (C218)	1
16	C2194041	Right Holder (C219)	1
16	C2184184	Right Holder - Platen Roller (C218)	1
17	C2114040	Master Holder (C219) (LT)	2
17	C2134040	Master Holder (C219) (A4)	2
17	C2094025	Master Roller Holder (C218)	2
18	C2074010	Master Flange (C219) (LT)	2
18	C2134041	Master Flange (C219) (A4)	2
18	C2184231	Master Flange(C218)	2
19	C2074011	Master Flange Decal (C219)	2
19	C2182823	Decal -Master Flange (C218)	2
20	C2033043	Motor Plate	2

Index No.	Part No.	Description	Q'ty Per Assembly
100	05940060E	Socket Screw-4X6	
101	03140060Z	Philips Pan Head Screw- M4x6	
102	07200080Z	Retaining Ring - M8	
103	09514012Z	Philips Screw With Flat Washer M4X	
104	04340080Z	Tapping Screw- M4x8	
105	05740040E	Hexagon Headless Set Screw- M4x4	

32. PLOTTER SECTION 3 (C218/C219)

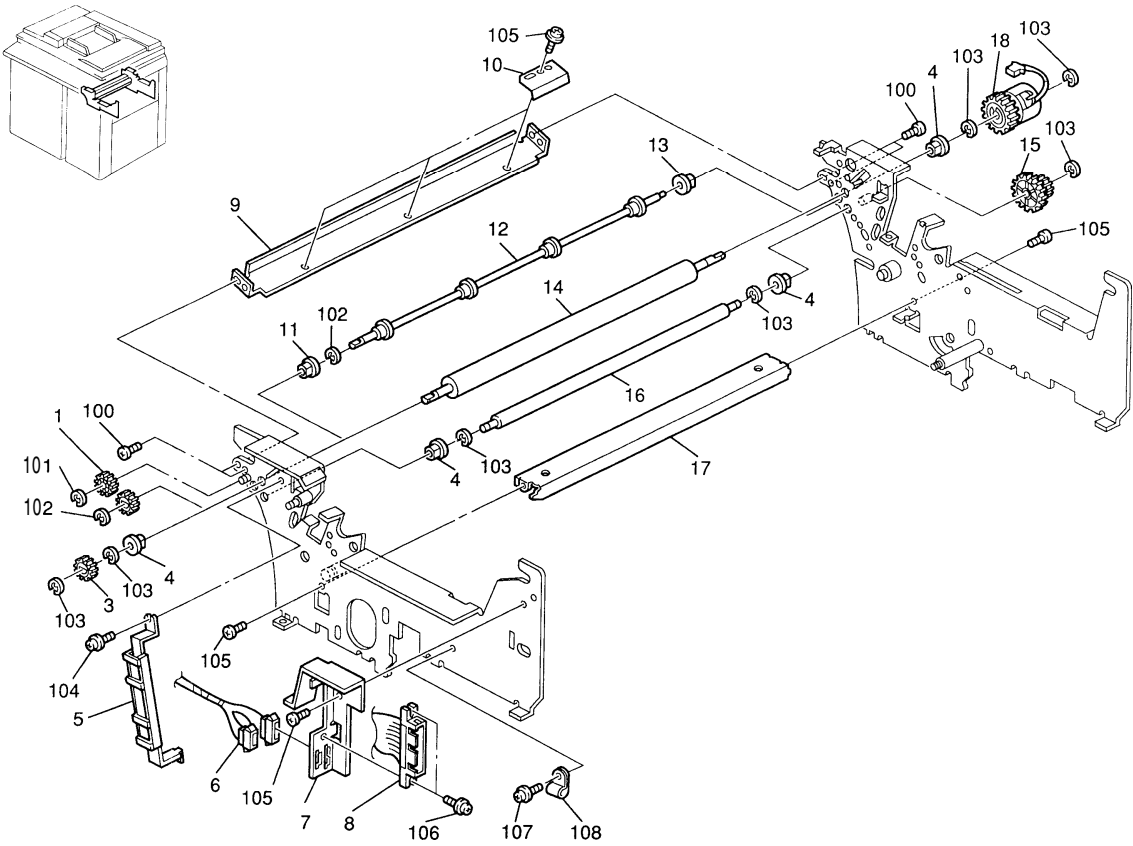


32. PLOTTER SECTION 3 (C218/C219)

Index No.	Part No.	Description	Q'ty Per Assembly
1	C209 4116	Spacer-6x36x0.3	1
2	C209 4115	Gear-30Z	1
3	C209 4071	Gear-25Z	1
4	50560188	Bushing -6mm- Long	4
5	54032075	Stepped Screw	2
6	C203 4060	Tension Release Slider	2
7	C209 4018	Plotter Stay	1
8	C209 4075	Left Arm -Tension Release	1
9	C219 4048	Tension Release Shaft (C219)	1
9	C209 4082	Tension Release Shaft (C218)	1
10	C209 4076	Tension Release Arm	1
11	C2094087	Guide Plate Roller	1
12	C2194081	Upper Master Guide Plate (C219)	1
12	C2094084	Upper Master Guide Plate (C218)	1
13	C2038137	Master Sensor	1
14	C2194051	Upper Master Feed Roller (C219)	1
14	C2094070	Upper Master Feed Roller (C218)	1
15	C2004184	Tension Spring	2
16	C2194052	Lower Master Feed Roller (C219)	1
16	C2094074	Lower Master Feed Roller(C218)	1
17	C2034038	Master Guide - Large	4
18	C2194053	Lower Master Guide Plate (C219)	1
18	C2184089	Lower Master Guide Plate (C218)	1
19	C2094321	Antistatic Brush	3
20	C2194055	ReverseGuide(C219)	1
20	C2094093	ReverseGuide(C218)	1
21	C2194056	Master Guide Plate (C219)	1
21	C2094068	Master Guide Plate (C218)	1
22	C2194054	Antistatic Brush (C219)	1
22	C2094320	Antistatic Brush (C218)	1
23	C2194058	Spring (C219)	1
23	C2094325	Spring (C218)	1
24	C2094072	Gear-24Z	1

Index No.	Part No.	Description	Q'ty Per Assembly
100	07200040Z	Retaining Ring - M4	
101	03130060Z	Philips Pan Head Screw- M3x6	
102	03130100Z	Philips Pan Head Screw- M3x10	
103	0951 4006Z	Philips Screw With Flat Washer-M4	
104	07200050Z	Retaining Ring - M5	
105	0313 0050Z	Philips Screw - 3x5	
106	0720 0030Z	Retaining Ring - M3	
107	0313 0080Z	Philips Screw - 3x8	
108	0701 0060Z	Flat Washer - M6	
109	0312 5050Z	Philips Pan Head Screw - M2.5x5	

33. PLOTTER SECTION 4 (C218/C219)

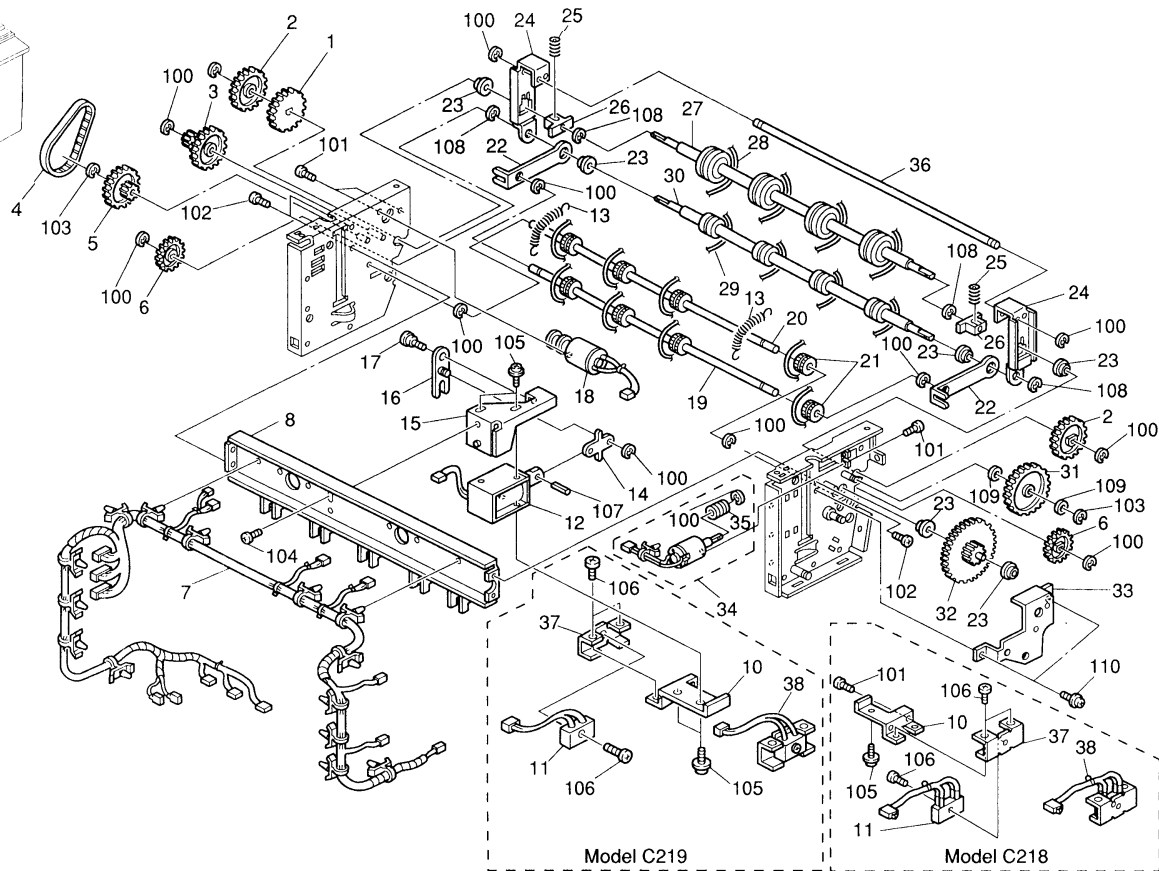
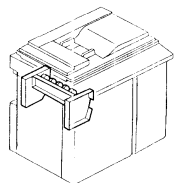


33. PLOTTER SECTION 4 (C218/C219)

Index No.	Part No.	Description	Q'ty Per Assembly
1	C200 2338	Gear-20T(C218)	1
2	C209 4305	Gear- 16Z(C218)	1
3	C209 4303	Gear-27Z(C218)	1
4	H012 1181	Bushing-6mm	4
5	C209 4128	Harness Bracket	1
6	C219 8128	Thermal Head Harness	1
7	C219 4060	Left Connector Bracket (C219)	1
7	C209 4125	Left Connector Bracket (C218)	1
8	C2198160	Flat Cable - Plug (C219)	1
8	C209 8160	Flat Cable - Plug - 330mm (C218)	1
9	C2194061	Master Guide (C219)	1
9	C2094306	Master Guide (C218)	1
10	C2094307	Reverse Guide Plate	1
11	5:3241658	Bushing -4x8x4.5mm (C218)	1
12	C2094300	Counter Roller (C218)	1
13	H0022226	Bushing (C218)	1
14	C2194062	Upper Reverse Roller (C219)	1
14	C2094100	Upper Reverse Roller (C218)	1
15	C2094114	Gear-20/27Z	1
16	C2134045	Lower Reverse Roller (C219)	1
16	C2094105	Lower Reverse Roller (C218)	1
17	C2194065	Plotter Middle Stay (C219)	1
17	C2094019	Plotter Middle Stay (C218)	1
18	C2198239	Reverse Roller - Magnetic Clutch (C219)	1
18	C2098239	Reverse Roller - Magnetic Clutch (C218)	1

Index No.	Part No.	Description	Q'ty Per Assembly
100	03130060Z	Philips Pan Head Screw- M3x6	
101	07200020Z	Retaining Ring - M2	
102	07200025Z	Retaining Ring - M2.5	
103	07200040Z	Retaining Ring - M4	
104	09644008Z	Tapping Screw W/Washer -M4x8	
105	03130050Z	Philips Screw-3x5	
106	09513008Z	Philips Screw With Flat Washer-M3	
107	09514005Z	Philips Screw With Flat Washer-M4x5	
108	11050016	NylonClip-4N	

34. MASTER EJECT SECTION 1 (C218/C219)



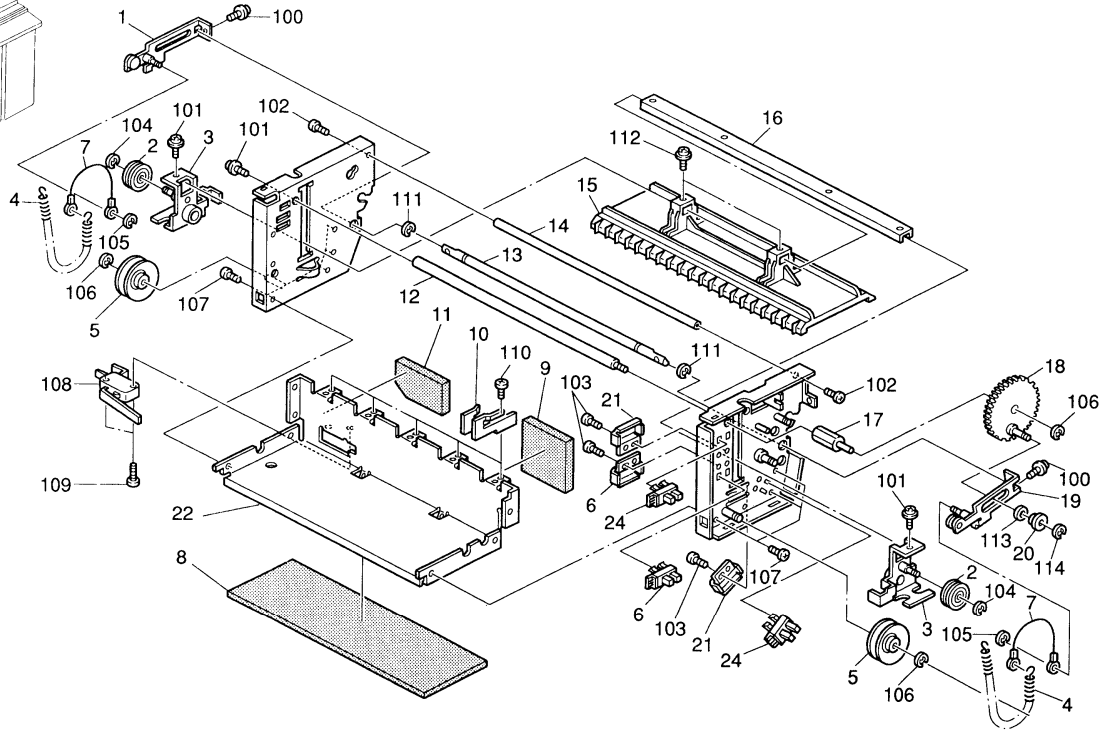
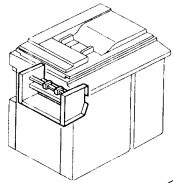
34. MASTER EJECT SECTION 1 (C218/C219)

Index No.	Part No.	Description	Q'ty Per Assembly
1	C209 3545	Gear-62Z	1
2	C200 3627	Gear-30T	2
3	C200 3606	Coupled Gear-62T &2oT	1
4	C207 3612	Timing Belt- B30S2M126	1
5	C207 3604	Pulley -40Z	1
6	C200 3628	Gear-20T	2
7	C219 8122	Master Eject Harness (C219)	1
7	C209 8122	Master Eject Harness (C218)	1
8	C2193517	Master Eject Stay (C219)	1
8	C209 3516	Master Eject Stay (C218)	1
9	C2093530	Sensor Cover-Master Eject	1
10	C2073559	Sensor Bracket (C219)	1
10	C2093529	Sensor Bracket-Master Eject (C218)	1
11	C2098117	Drum Master Detection Sensor	1
12	C2098269	Master Eject Solenoid	1
13	C2033501	Tension Spring	1
14	C2093661	Solenoid Plate	1
15	C2003553	Solenoid Bracket	1
16	C2003554	Solenoid Arm	1
17	54032075	Stepped Screw	1
18	C2098260	Micro Motor - Master Eject	1
19	C2013529	Lower Pulley Shaft	1
20	C2193726	Upper Pulley Shaft (C219) (LT)	1
20	C2193256	Upper Pulley Shaft(C219)(A4)	1
20	C2073530	Upper Pulley Shaft(C21 8)	1
21	C2003547	Pulley	8
22	C2003529	Pulley Plate	2
23	55064608	Bushing-Paper Hold/Down Roller -	6
24	C2003535	Supporter (C219)	2
24	C2093519	Support Bracket-Eject Roller (C218)	2
25	C2013527	Pressure Spring	2
26	C2003536	Separation Arm Bushing (C219)	2
26	C2093520	Separation Roller Bushing (C218)	2
27	C2193522	1st Upper Eject Roller (C219)	1
27	C2093522	1st Upper Eject Roller (C218)	1



Index No.	Part No.	Description	Q'ty Per Assembly
28	C2193545	Upper Belt (C219)	4
28	C2003545	Upper Belt (C218)	5
29	C2193546	Lower Belt (C219)	4
29	C2003546	Lower Belt (C218)	5
30	C2193724	1st Lower Eject Roller (C219)	1
30	C2093524	1st Lower Eject Roller (C218)	1
31	C2093550	Worm Gear-16/50Z	1
32	C2093551	Gear-16/16Z	1
33	C2093557	Bracket	1
34	C2178447	Pressure Plate Motor	1
35	C2093592	Worm Wheel	1
36	C2003537	Arm Connect Shaft (C219)	1
36	C2093521	Arm Connecting Shaft (C218)	1
37	C2133561	Master Eject Sensor Bracket	1
38	C2093561	Master Eject Sensor	1
100	0720 0040Z	Retaining Ring - M4	
101	03130030Z	Philips Pan Head Screw-M3x3	
102	04340060Z	Tapping Screw- M4x6	
103	07200030Z	Retaining Ring - M3	
104	0314 0050Z	Philips Pan Head Screw - M4x5	
105	0951 3006Z	Philips Screw With Flat Washer - M3	
106	0313 0050Z	Philips Screw - 3x5	
107	0623 0120E	Spring Pin - M3x12	
108	0720 0050Z	Retaining Ring - M5	
109	08073041	Spring Washer	
110	0964 4008Z	Tapping Screw W/Washer - M4x8	

5. MASTER EJECT SECTION 2 (C218/C219)

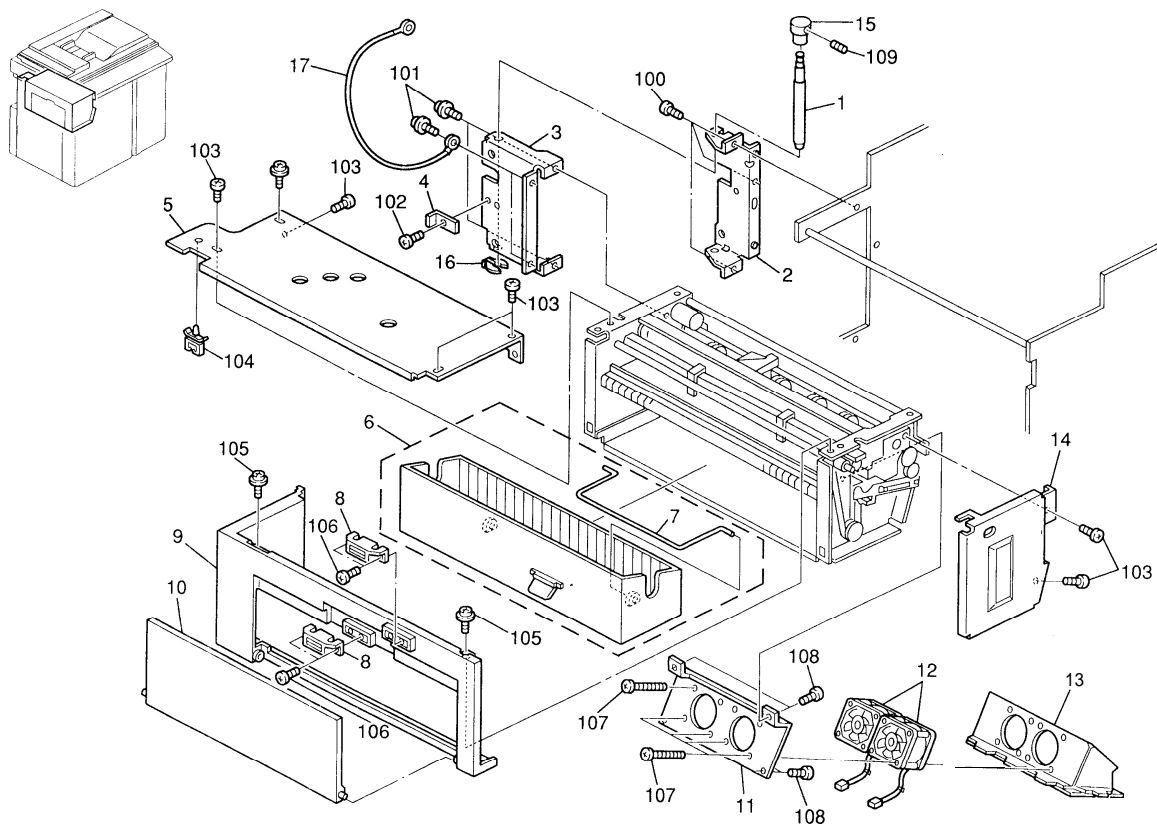


35. MASTER EJECT SECTION 2 (C218/C219)

Index No.	Part No	Description	Q'ty Per Assembly
1	C209 3543	Rear Pressure Arm	1
2	C209 3536	Pulley	2
3	C209 3533	Pressure Plate Arm	2
4	C219 3537	Spring (C219)	2
4	C209 3537	Wire Spring (C218)	2
5	C200 3712	Pulley	2
6	AW02 0021	Photointerruptor - 175487-3	3
7	C219 3538	Wire	2
8	C209 2579	Lower Pad-Master Eject Box(C218)	1
9	C209 2581	Left Pad -Master Eject Box(C218)	1
10	C2183532	Pulley Guide	5
11	C2092580	Right Pad-Master Eject Box(C218)	1
12	C2093642	Master Eject Stay-Large	1
13	C2093539	Pressure Arm Shaft	1
14	C2003508	Master Eject Stay - Small	1
15	C2093531	Pressure Plate (LT)	1
15	C2193531	Pressure Plate - A4	1
16	C2093532	Pressure Plate Shafi	1
17	C2093643	Lock Stay	1
18	C2093554	Gear-60Z	1
19	C2193540	Front Pressure Arm (C219)	1
19	C2093540	Front Pressure Arm (C218)	1
20	C2193615	Spacer-6x12x3(C2 19)	1
20	C2093615	Spacer-6x12x3(C218)	1
21	C2093507	Master Eject Sensor Cover	3
22	C2103526	Master Eject Unit Frame	1

Index No.	Part No.	Description	Q'ty Per Assembly
100	09604010Z	Philips Flange Screw -M4x10	
101	09604005Z	Philips Flange Screw -M4x5	
102	03140080Z	Philips Screw-4x8	
103	04330060Z	Tapping Screw- M3x6	
104	07200040Z	Retaining Ring - M4	
105	07200030Z	Retaining Ring - M3	
106	07200060Z	Retaining Ring - M6	
107	04340060Z	Tapping Screw- M4x6	
108	12041490	Micro Switch - V-53-1 A3	
109	03130140Z	PhilipsPan Head Screw-M3x14	
110	03140060Z	Philips Pan Head Screw- M4x6	
111	07200080Z	Retaining Ring - M8	
112	08010118	Screw-Washer- M4X8	
113	08074118	Flat Washer	
114	07200050Z	Retaining Ring - M5	

36. MASTER EJECT SECTION 3 (C218/C219)

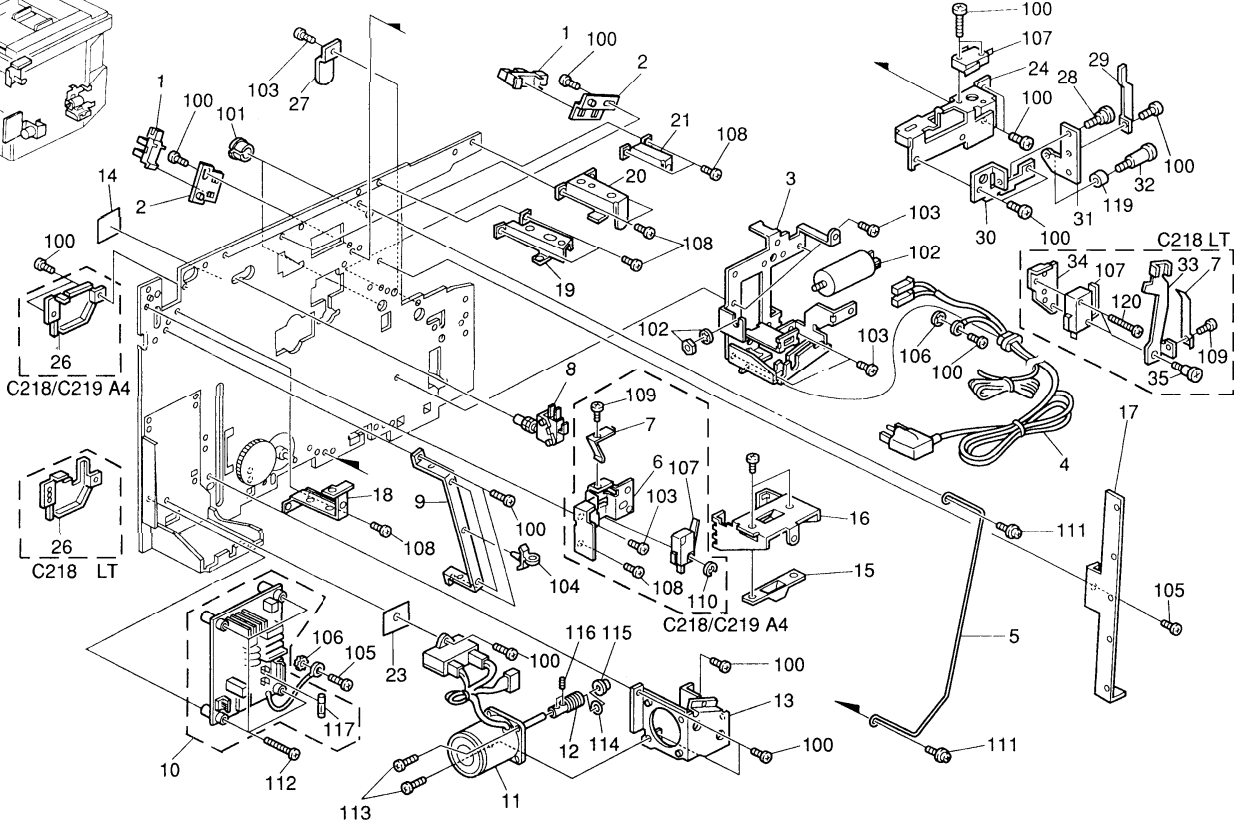
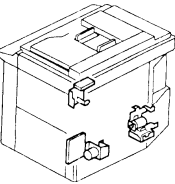


36. MASTER EJECT SECTION 3 (C218/C219)

Index No.	Part No.	Description	Q'ty Per Assembly
1	C218 3504	Hinge Shaft	1
2	C209 3671	Master Eject Hinge	1
3	C219 3680	Master Eject Hinge - Small (C219)	1
3	C209 3680	Master Eject Hinge - Small (C218)	1
4	C209 3675	Cover Bracket	1
5	C219 3768	Upper Inner Cover (C219)	1
5	C210 3710	Upper Inner Cover (C218)	1
6	C209 3558	Master Eject Box	1
7	C203 3511	Arm - Master Eject Box	1
8	AG07 0004	Magnetic Catch (C219)	2
8	50540536	Magnet Catch Ass'y (C218)	2
9	C218 2460	Master Eject Cover	1
10	C218 2455	Master Eject Door	1
11	C219 3774	Blower Fan Bracket (C219)	1
11	C209 3574	Blower Fan Bracket (C218)	1
12	C209 8208	Air Knife Motor	2
13	C219 3571	Blower Duct (C219)	1
13	C209 3571	Blower Duct (C218)	1
14	C219 3673	Inner Cover - Master Eject (C219)	1
14	C209 3673	Inner Cover - Master Eject (C218)	1
15	C218 3506	Boss	1
16	C209 3133	Retaining Ring - M6	1
17	C203 8204	Grounding Wire	1

Index No.	Part No.	Description	Q'ty Per Assembly
100	0434 0080Z	Tapping Screw - M4x8	
101	09644010Z	Tapping Screw W/Washer - M4x10	
102	0314 0080Z	Philips Screw - 4x8	
103	0434 0060Z	Tapping Screw - M4x6	
104	11050108	Nylon Clip	
105	0965 3006Z	Tapping Screw With Flat Washer-M3x6	
106	0434 0062W	Pan Head Tapping Screw - M4x6	
107	0313 0350Z	Pan Head Screw - M3x35	
108	0314 0060Z	Philips Pan Head Screw - M4x6	
109	0573 0040E	Hexagon Headless Set Screw - M3x4	

37. ELECTRICAL SECTION 1 (C218/C219)



37. ELECTRICAL SECTION 1 (C218/C219)

Index No.	Part No.	Description	Q'ty Per Assembly
1	AW02 0021	Photointerruptor -175487-3 (C218)	2
2	C219 2306	Drum Sensor Bracket (C219)	2
2	C209 2306	Drum Sensor Bracket (C218)	2
3	C219 2105	Right Gear - Paper Delivery (C219)	1
3	C209 2105	Right Grip - Paper Delivery (C218)	1
4	C218 8242	Power Supply Cord - 115V	1
4	C2188252	PowerSupplyCord -230V	1
5	C2038095	Upper Harness Supporter	1
6	C2182004	Safety Switch Bracket (C218-A4)(C219)	1
6	C2182070	Safety Switch Bracket (C218-LT)	1
6	C2182171	Safety Switch Bracket -Eject Box(A4)	1
6	C2102171	Safety Switch Bracket -Eject Box	1
7	C2003123	Support Plate-Safety Switch (C218-A4) (C219)	1
7	C2182173	Support Plate - Safety Switch (C218-LT)	1
8	C219 8174	Microswitch (C219)	1
8	C209 8191	Microswitch - VAQ - 4GK	1
9	C209 2169	Harness Bracket	1
10	C219 8092	AC Drive Board - 115V (C219)	1
10	C219 8096	AC Drive Board - 230V (C219)	1
10	C218 8166	AC Drive Board - 230V (C218)	1
10	C218 8161	AC Drive Board - 115V (C218)	1
11	C219 8212	Table Drive Motor - 22W 0.86A(C219)	1
11	C209 8212	Table Drive Motor (C218)	1
12	C203 5138	Worm Gear	1
13	C203 5140	Motor Bracket	1
14	C203 2759	Master Cutter Decal (C218)	1
15	C218 2021	Scanner Stopper (C218)	1
16	C218 2015	Rear Scanner Stopper Bracket	1
17	C209 2130	Safety Cover	1
18	C218 2022	Rear Cover Left Bracket	1
19	C218 2014	Rear Left Upper Bracket	2
20	C2182013	Rear Center Upper Bracket	1
21	C2182012	Rear Right Upper Bracket	1
22	C219 8296	Safety Switch (C219)	1
23	C218 8431	Seal	1

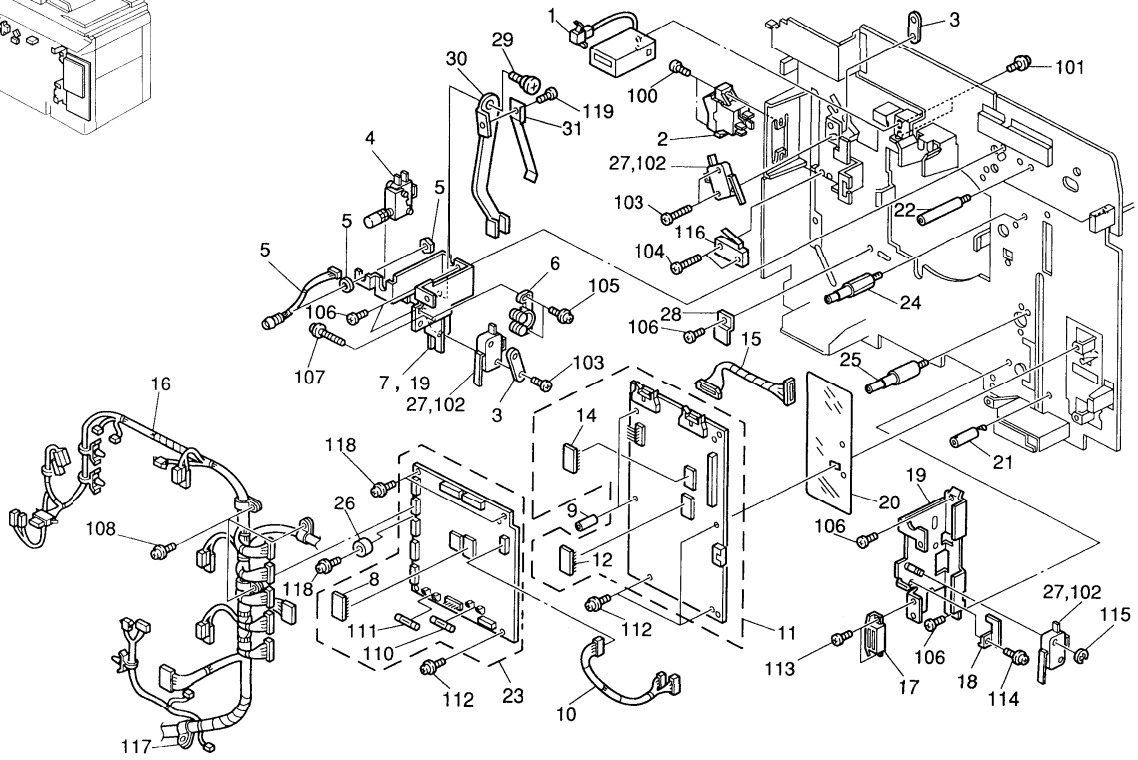
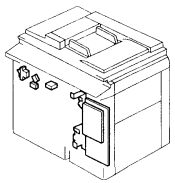
Index No.	Part No.	Description	Q'ty Per Assembly
24	C218 2175	Sensor Bracket	
25	C200 3755	Plate Spring	
26	C2182018	Safety Switch Cover (C218-A4) (C219)	
26	C218 2072	Safety Switch Cover (C218-LT)	
27	C203 2128	AC Drive Board Cover	
28	C217 4426	Shoulder Screw (C218-LT)	
29	C2182178	Spring Plate (C218-LT)	
30	C2182176	Lever Bracket (C218-LT)	
31	C2182177	Safety Switch Lever (C218-LT)	
32	C2182179	Stepped Screw (C218-LT)	
33	C2182172	Safety Switch Lever (C218-LT)	
34	C2182071	Safety Switch Stopper (C218-LT)	
35	C201 5125	Shoulder Screw - M4	



Index No.	Part No.	Description	Q'ty Per Assembly
100	0314 0080Z	Philips Screw - 4x8	
101	11060430	Bushing - 13mm	
102	16020991	Noise Filter - 115V	
102	16070742	Noise Filter - 230V	
103	0434 0080Z	Tapping Screw - M4x8	
104	11050047	TY - Wrap	
105	0313 0050Z	Philips Screw - 3x5	
106	0705 0040B	Toothed Washer	
107	12041442	Microswitch	
108	0314 0060Z	Philips Pan Head Screw - M4x6	
109	0313 0060Z	Philips Pan Head Screw - M3x6	
110	0720 0020Z	Retaining Ring - M2	
111	0960 4008Z	Flange Head Screw - 4 X 8	
112	0314 0160Z	Philips Pan Head Screw - M4x16	
113	0315 0120Z	Philips Screw - 5x12	
114	08074007	Washer - 5.2x8x.0.1 mm	
115	08053208	Ball Bearing - 6x10x3mm	
116	0574 0040E	Hexagon Headless Set Screw - M4x4	
117	11070354	Fuse - 3.15A 125V (C219)	
118	0313 0040Z	Philips Pan Head Screw - M3X4	
119	0707 6080B	Bushing - 6x8mm	
120	0313 0140Z	Philips Pan Head Screw - M3x14	

Index No.	Part No.	Description	Q'ty Per Assembly
-----------	----------	-------------	-------------------

38. ELECTRICAL SECTION 2 (C218/C219)



38. ELECTRICAL SECTION 2 (C218/C219)

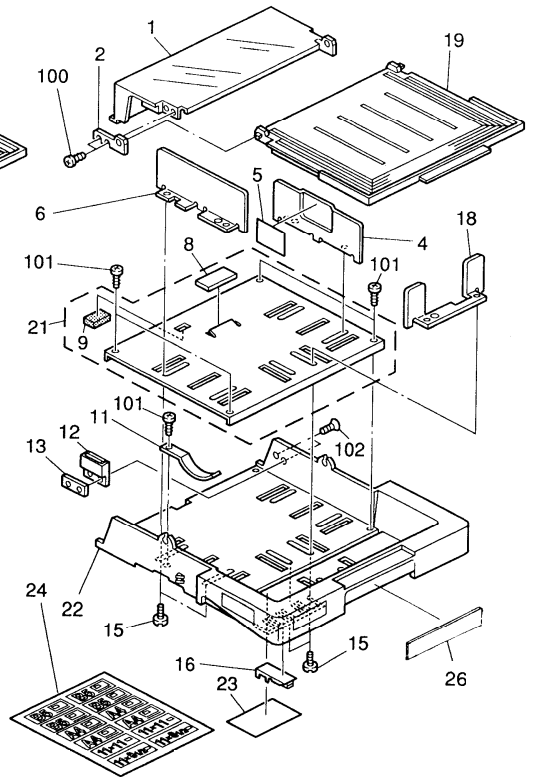
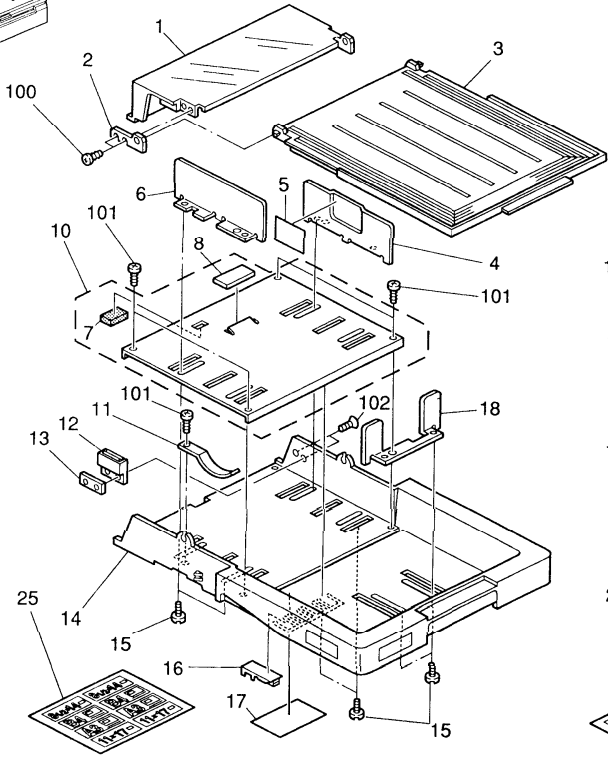
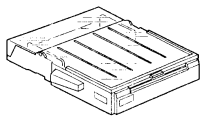
Index No.	Part No.	Description	Q'ty Per Assembly
1	C200 8446	Copy Counter	1
2	C209 8276	Main Switch	1
3	50560509	Nut Plate - Microswitch	2
4	C219 8171	Microswitch (C219)	1
4	C209 8191	Microswitch - VAQ - 4GK(C218)	1
5	C209 8278	LED - Drum	1
6	C209 2469	Door Catch	1
7	C2192418	Push Switch Bracket (C219)	1
7	C209 2418	Push Switch Bracket (C218)	1
8	C219 8075	IC - MN56020RTC (C219)(115V)	1
8	C219 8085	IC - UVEPROM512KX8150NS (230V)(C219)	1
8	C218 8064	IC - UVEPROM512KX8150NS (115V)(C218)	1
8	C218 8068	IC - 512 KX8150NS (230V)(C218)	1
8	C219 8450	IC - 512K X8 150NS (German) (C219)	1
8	C219 8452	IC - 512K X8 150NS (French) (C219)	1
8	C219 8455	IC - 512K X8 150NS (Spanish) (C219)	1
8	C219 8457	IC - 512K X8 150NS (Italian)(C219)	1
8	C218 8085	IC - 512 KX8150NS (German) (C218)	1
8	C218 8087	IC - 512 KX8150NS (French)(C218)	1
8	C218 8089	IC - 512 KX8150NS (Spanish) (C218)	1
8	C218 8091	IC - 512 KX8150NS (Italian)(C21 8)	1
8	C218 8093	IC - 512 KX8150NS (NA) (French)	1
7	C218 8095	IC - 512 KX8150NS (NA) (Spanish)	1
9	C218 2051	Main Board Spacer	2
10	C209 8104	Plotter Unit Harness	1
11	C219 8001	Image Processing Board (C219)	1
11	C218 8016	Image Processing Board (C218)	1
12	C219 8005	IC - TMS27C256 - 15JL (C219)	1
12	C218 8005	IC - TSM27PC256-20NL (C218)	1
14	C218 8004	IC -TSM27PC256-20NL(C218)	1
15	C209 8157	Flat Cable - 1P Board - 180mm	1
16	C219 8131	DC Drive Harness (C219)	1
16	C218 8111	DC Drive Harness (C218)	1
17	AG07 0004	Magnetic Catch (C219)	1
17	50540536	Magnet Catch Ass'y(C218)	1

Index No.	Part No.	Description	Q'ty Per Assembly
18	C200 3755	Plate Spring	1
19	C2192419	Safety Switch Bracket (C219)	1
19	C209 2419	Safety Switch Bracket (C218-A4)	1
19	C2182180	Safety Switch Bracket (C219-LT)	1
20	C218 5094	Insulating Sheet	1
21	C218 2052	Stud - Main Control Board	1
22	C200 2596	Main Board Stud - Long	3
23	C219 8072	Main Control Board - 115V (C219)	1
23	C219 8082	Main Control Board - 230V (C219)	1
23	C218 8061	Main Control Board - 115V (C218)	1
23	C218 8067	Main Control Board - 230V (C218)	1
24	C218 2054	IPU Board Stud	1
25	C218 2053	IPU Board Stud - Long	1
26	C218 2057	Collar	2
27	C219 8296	Safety Switch (C219)	1
28	C203 2128	AC Drive Board Cover	1
29	AA14 3005	Stepped Screw - M4x2.5 (C219-LT)	1
30	C218 2172	Safety Switch Lever (C218-LT)	1
31	C218 2173	Support Plate - Safety Switch (C218-LT)	1

Index No.	Part No.	Description	Q'ty Per Assembly
100	0313 0060Z	Philips Pan Head Screw -M3x6	
101	0951 3004Z	Philips Screw With FlatWasher-M3x4	
102	12041442	Microswitch	
103	0313 0140Z	Philips Pan Head Screw -M3x14	
104	08000084	Philips Pan Head Screw -M2.3x12	
105	0951 3012Z	Philips Screw W/h Flat Washer-M3x12	
106	0434 0080Z	Tapping Screw-M4x8	
107	096030166	Tapping Screw- M3X6	
108	0960 4008Z	Flange Head Screw -4X8	
110	11070411	Fuse -2A125V	
111	11070415	Fuse 5A	
112	09513006Z	Philips ScrewWith FlatWasher-M3	
113	03140080Z	Philips Screw-4x8	
114	09604006Z	Philips Frang Screw -M4x6	
114	C3130050Z	Phiiips Screw-3x5 (C218-LT)	
115	07200020Z	Retaining Ring - M2	
116	12042227	Micro Switch - V-1 62-3C25	
117	11050016	Nylon Clip - 4N	
118	09513008Z	Philips Screw With Flat Washer - M3	
119	03130050Z	Philips Screw - 3X5 (C218-LT)	

Index No.	Part No.	Description	Q'ty Per Assembly

39. CASSETTE (C218/C219)

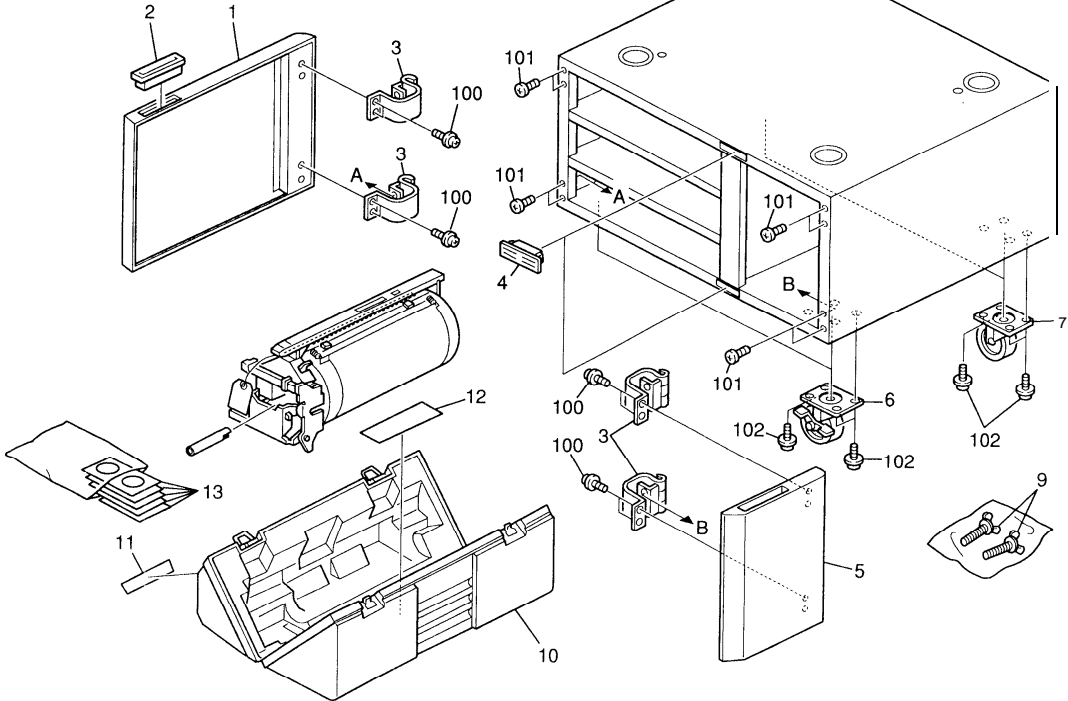
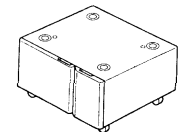


39. CASSETTE (C218/C219)

Index No.	Part No.	Description	Q'ty Per Assembly
1	C209 5152	Cover Stopper - Large	1
2	C522 2417	Cover Stopper Supporter	1
3	C530 5012	Cassette Cover - Large	1
4	C209 5175	Side Frame	1
5	AA00 2010	Decal - Paper Level	1
6	C522 2431	Side Fence	1
7	C522 2423	Cushion Seal - 10x19	1
8	55076828	Rubber Plate - Feed Table	1
9	C529 2915	Cushion Seal - 10x19	1
10	C209 5155	Bottom Plate - Large	1
11	C522 2434	Grounding Plate	1
12	C200 3053	Magnet Catch	1
13	C522 2433	Plate Nut	1
14	C2185151	Cassette Body - Large	1
15	C522 2435	Screw - M3	6
16	C2185171	Magnet Holder	1
17	C2185182	Decal - Magnet - Large.	1
18	C522 2432	Rear Fence	1
19	C529 5012	Cassette Cover - Small	1
21	C209 5162	Bottom Plate - Small	1
22	C218 5164	Cassette Body - Small	1
23	C218 5183	Decal - Magnet - Small	1
24	C2185181	Decal - Paper Size - Small	1
25	C2185180	Decal - Paper Size - Large	1
26	C529 2195	Cushion - 100x20x10	1

Index No.	Part No.	Description	Q'ty Per Assembly
100	0433 0082Z	Tapping Screw - M3x8	
101	0412 0052Z	Tapping Screw - M3x5	
102	0323 0060Z	Philips Sunk Screw - M3x6	

40. TABLE SECTION (C218/C219)



40. TABLE SECTION (C218/C219)

Index No.	Part No.	Description	Q'ty Per Assembly
1	C546 2020	Left Door	1
2	C546 2030	Door Grip	1
3	C525 2031	Door Hinge	4
4	C525 2032	Door Catch	2
5	C546 2025	Right Door	1
6	C525 2039	Caster Stopper	2
7	C525 2038	Caster	2
9	C546 2035	Adjusting Screw	2
10	C526 2200	Option Drum Case	1
11	C526 2210	Decal -Drum Case	1
12	C526 2213	Decal -Drum Set	1
13	C5262250	Drum Decal-Black	1
13	C5262251	Drum Decal -Red	1
13	C5262252	Drum Decal-Blue	1
13	C5262253	Drum Decal-Green	1
13	C5262254	Drum Decal-Brown	1

Index No.	Part No.	Description	Q'ty Per Assembly
100	0951 4006B	Philips Screw With Washer - M4x6	
101	0960 3008B	Philips Flange Screw - M3x8	
102	0951 5012B	Philips Screw With Flat Washer - M5x12	

41. MAIN CONTROL BOARD (C218)

CAPACITOR

SYMBOL NO.	INDEX NO.	SYMBOL NO.	INDEX NO.	SYMBOL NO.	INDEX NO.	SYMBOL NO.	INDEX NO.	SYMBOL NO.	INDEX NO.	SYMBOL NO.	INDEX NO.	SYMBOL NO.	INDEX NO.
C101	179	C111	173	C121	239	C131	171	C141	171	C151	171	C161	172
C102	179	C112	173	C122	241	C132	171	C142	171	C152	171	C162	171
C103	181	C113	169	C123	171	C133	171	C143	171	C153	174	C163	171
C104	181	C114	171	C124	171	C134	178	C144	170	C154	174	C164	170
C105	180	C115	240	C125	170	C135	170	C145	171	C155	170	C165	171
C106	180	C116	175	C126	171	C136	170	C146	171	C156	171	C166	170
C107	180	C117	240	C127	170	C137	171	C147	171	C157	171	C167	171
C108	180	C118	239	C128	171	C138	170	C148	171	C158	171	C168	171
C109	171	C119	239	C129	172	C139	170	C149	170	C159	171	C169	171
C110	169	C120	239	C130	171	C140	171	C150	171	C160	172	C170	170

SYMBOL NO.		INDEX NO.		SYMBOL NO.		INDEX NO.		SYMBOL NO.		INDEX NO.		SYMBOL NO.		INDEX NO.	
C171	171	C181	171	CN101	103	L101	182	DAY 101	128	DI01	127	Di11	124		
C172	171	C182	171	CN102	230			DAY102	128	DI02	127	D112	124		
C173	171	C183	171	CN103	231			DAY103	128	D103	127	D113	124		
C174	171	C184	170	CN 104	104			DAY104	128	D104	127	D114	124		
C175	171	C185	170	CN105	103			DAY105	128	D105	127	D115	124		
C176	171	C186	170	CN106	232			DAY106	128	DI06	127				
C177	171			CN107	111			DAY107	128	D107	124				
C178	171			CN108	101			DAY108	128	D108	124				
C179	237			CN109	105					D109	127				
C180	171			CN110	109,110					DI10	127				

41. MAIN CONTROL BOARD (C218)

DPS

SYMBOL NO.	INDEX NO.
DPS101	117
DPS102	117

FBL

SYMBOL NO.	INDEX NO.
FBL101	184
FBL102	184
FBL103	184
FBL104	184
FBL105	184
FBL106	184
FBL107	184
FBL108	184
FBL109	184
FBL110	184

SYMBOL NO.	INDEX NO.
FBL111	184
FBL112	184
FBL113	184
FBL114	184
FBL115	184
FBL116	184
FBL117	184
FBL118	183
FBL119	183
FBL120	183

FUSE

SYMBOL NO.	INDEX NO.
FBL121	183
FBL122	183
FBL123	183
FBL124	183
FBL125	183
FBL126	184

SYMBOL NO.	INDEX NO.
FU101	115
(FU101)	113
FU 102	116
(FU102)	113

c

SYMBOL NO.	INDEX NO.
IC101	140
IC102	145
IC103	126
IC104	122
IC105	122
IC106	156
IC107	156
IC108	142
IC109	142
IC110	147

SYMBOL NO.	INDEX NO.
IC111	139
IC112	148
IC113	149
IC114	144
IC115	153
IC116	154
IC117	139
IC118	145
IC119	114
IC120	112

SYMBOL NO.	INDEX NO.
IC121	141
IC122	131
JC123	130
IC124	123
IC125	123
IC126	142
IC127	145
IC128	134
IC129	135
IC130	136

SYMBOL NO.	INDEX NO.
IC131	142
IC132	137
IC133	137
IC134	125
IC135	142
IC136	140
IC137	134
IC138	236
IC139	140
IC140	134

SYMBOL NO.	INDEX NO.
IC141	138
IC142	152
IC143	125
IC144	151
IC145	233
IC146	151
IC147	146
IC148	133
IC149	150
IC150	143
IC151	132

ED

SYMBOL NO.	INDEX NO.
LED101	129
LED102	129
LED103	129
LED104	129
LED105	129
LED106	129

O s c

SYMBOL NO.	INDEX NO.
OSC101	156
OSC102	157

RELAY

SYMBOL NO.	INDEX NO.
RAY101	158
RAY102	158
RAY103	161
RAY104	161
RAY105	160
RAY106	162
RAY 107	162
RAY 108	160
RAY109	159
RAY110	159

SYMBOL NO.	INDEX NO.
RAY111	159
RAY112	158
RAY113	158
RAY114	158
RAY115	158
RAY116	158
RAY117	158

11. MAIN CONTROL BOARD (C218)

RESISTOR

SYMBOL NO.	INDEX NO.
R101	186
R102	186
R103	190
R104	190
R105	223
R106	223
R107	223
R108	223
R109	206
R110	213

SYMBOL NO.	INDEX NO.
R111	206
R112	213
R113	213
R114	203
R115	214
R116	192
R117	192
R118	217
R119	213
R120	213

SYMBOL NO.	INDEX NO.
R121	205
R122	191
R123	191
R124	199
R125	199
R126	199
R127	199
R128	218
R129	191
R130	212

SYMBOL NO.	INDEX NO.
R131	197
R132	188
R133	189
R134	185
R135	209
R136	215
R137	192
R138	192
R139	216
R140	216

SYMBOL NO.	INDEX NO.
R141	200
R142	200
R143	200
R144	213
R145	213
R146	202
R147	216
R148	228
R149	227
R150	238

SYMBOL NO.	INDEX NO.
R151	242
R152	226
R153	222
R154	195
R155	201
R156	204
R157	191
R158	206
R159	194
R160	201

SYMBOL NO.	INDEX NO.
R161	191
R162	191
R163	191
R164	191
R165	191
R166	213
R167	192
R168	212
R169	212
R170	199

SYMBOL NO.	INDEX NO.
R171	192
R172	192
R173	192
R174	199
R175	191
R176	191
R177	191
R178	191
R179	192
R180	191

SYMBOL NO.	INDEX NO.
R181	191
R182	196
R183	196
R184	196
R185	196
R186	206
R187	206
R188	220
R189	220
R190	206

SYMBOL NO.	INDEX NO.
R191	206
R192	206
R193	206
R194	220
R195	220
R196	206
R197	206
R198	192
R199	218
R200	211

SYMBOL NO.	INDEX NO.
R201	198
R202	204
R203	191
R204	193
R205	193
R206	193
R207	213
R208	200
R209	213

TEST POINT

SYMBOL NO.	INDEX NO.
TP101	100
TP102	100
TP103	100
TP104	100
TP105	100
TP106	100
TP107	100

TRANSISTOR

SYMBOL NO.	INDEX NO.
Q101	118
Q102	121
Q103	119

'R

SYMBOL NO.	INDEX NO.
VR101	164
VR102	165
VR103	164
VR104	165
VR105	163

41. MAIN CONTROL BOARD (C218)

Index No.	Part No.	Description	Q'ty Per Assembly
*	C218 8061	Main Control Board - 115V (C218)	1
*	C218 8067	Main Control Board - 230V (C218)	1
1	C218 8064	IC - UVEPROM 512 KX8150NS (115V)(C218)	1
1	C218 8068	IC - UVEPROM 512 KX8150NS (230V)(C218)	1

Index No.	Part No.	Description	Q'ty Per Assembly
100	11010328	Connector Pin Contact	
101	11024212	CT Header-15P	
102	11024818	Connector-20P	
103	11024823	Connector-30P	
104	11025218	Connector-26P	
105	11025453	Connector- 140Pin	
106	11025552	Connector-IP	
107	11025563	Connector-24P	
108	11025566	Connector-20P	
109	11026685	Connector-Hexagonal	
110	11026784	Connector-9Pin	
111	11031098	Connector-9P	
112	11040239	LSI Socket-24P	
113	11040351	Fuse Holder	
114	11040588	Dip Socket-28P	
115	11070411	Fuse-2A 125V	
116	11070415	Fuse 5A	
117	12041015	Dip Switch	
118	14000340	Transistor- 2SC2532	
119	14000403	Transistor -2SC1623L6	
120	14000431	Transistor-2SC3615	
121	14000455	Transistor -2SC2873Y	
122	14010398	IC-STA402A	
123	14010400	Transistor Array - SLA4060	
124	14010835	Diode- ISS190	
125	14010876	IC-PA2003GR	
126	14010877	IC-TD62083F	
127	14020110	Diode-V06C	
128	14020209	Diode Array-DAN -4o1	
129	14030669	Red LED-SLM-13VW	
130	14071535	IC-TD62308AP	
131	14071839	IC-TL7705ACP	
132	14071880	IC-SN74LS04NS	
133	14071886	IC-M5M82C51AFP	
134	14072058	IC-82C54FP-6	

Index No.	Part No	Description	Q'ty Per Assembly
135	14072187	IC - SN74LS07NS	
136	14072218	IC - SN74LS06NS	
137	14072273	IC - TA8050P	
138	14072348	IC - TC4051BF	
139	14072413	IC - SN74LS138M	
140	14072417	TTL - IC - SN74LS240M	
141	14072510	IC - D78C10G	
142	14072746	IC - CXD1095Q	
143	14073696	IC - TC74HC4050AF	
144	14073701	IC - TMP82C79M-2	
145	14074192	IC - SN74LS244M	
146	14074194	IC - SN74LS08M	
147	14074234	IC - SN74LS373M	
148	14074360	TTL - SN74LS11M	
149	14074371	IC - SN74LS145M	
150	14074381	IC - SN74LS161AM	
151	14080427	IC - LM393PS	
152	14080471	IC - TCA955	
153	14080790	IC - μ PC324G	
154	14080879	IC - IR9358N	
155	14080880	IC - IR2339N	
156	15030071	Oscillator - 12MHz	
157	15030573	Oscillator - 2.45MHz	
158	16017374	Resistor Array - 4.7K Ω	
159	16017376	Resistor Array - 10K Ω $\pm 5\%$ 1/8W	
160	16017377	Resistor Array - 15K Ω $\pm 5\%$ 1/8W	
161	16017396	Resistor Array - 4.7K Ω	
162	16017404	Resistor Array - 10K Ω 1/2W	
163	16018145	Variable Resistor - 5K Ω 0.5W	
164	16018157	Variable Resistor - 100K Ω	
165	16018186	Variable Resistor - 200K Ω	
166	16041363	Capacitor - 10 μ F $\pm 20\%$ 25V	
167	16041367	Capacitor - 100 μ F $\pm 20\%$ 25V	
168	16041387	Capacitor - 220 μ F 50V	
169	16041984	Capacitor - 1 μ F 16V	

Index No.	Part No.	Description	Q'ty Per Assembly
170	16050226	Capacitor - 1000PF 50V	
171	16061139	Capacitor - 0.01 μ F $\pm 20\%$	
172	16061140	Capacitor - 0.1 μ F + 80%-20%	
173	16061190	Capacitor - 150PF 50V $\pm 5\%$	
174	16061520	Capacitor - 27PF 50V	
175	16061638	Capacitor - 0.22 μ F 50V	
176	16061981	Capacitor - 0.0033 μ F $\pm 5\%$	
177	16061982	Capacitor - 0.013 μ F $\pm 5\%$	
178	16061983	Capacitor - 0.015 μ F $\pm 5\%$ 50V	
179	16061984	Capacitor - 0.022 μ F $\pm 5\%$ 50V	
180	16061985	Capacitor - 0.033 μ F $\pm 5\%$ 50V	
181	16061986	Capacitor - 0.1 μ F $\pm 5\%$ 16V	
182	16070001	Coil - SN-8S-500	
183	16070280	Inductor - BLM41	
184	16070477	Inductor - BLM21A05	
185	16114102	Resistor - 1K Ω 1/4T $\pm 5\%$	
186	16114470	Resistor - 47 Ω 1/4T 5%	
187	16116331	Resistor - 330 Ω 1/2T	
188	16116361	Resistor - 360 Ω 1/8T $\pm 5\%$	
189	16116471	Resistor - 470 Ω 1/2T $\pm 5\%$	
190	16302101	Resistor - 100 Ω 1/8W	
191	16302102	Resistor - 1K Ω 1/8W $\pm 5\%$	
192	16302103	Resistor - 10K Ω 1/8W	
193	16302104	Resistor - 100K Ω 1/8W $\pm 5\%$	
194	16302124	Resistor - 120K Ω 1/8W $\pm 5\%$	
195	16302133	Resistor - 13K Ω 1/8W $\pm 5\%$	
196	16302151	Resistor - 1.5K Ω 1/8W $\pm 5\%$	
197	16302154	Resistor - 150K Ω $\pm 50\%$ 1/8W	
198	16302203	Resistor - 20K Ω	
199	16302222	Resistor - 2.2K Ω 1/8W	
200	16302223	Resistor - 22K Ω 1/8W $\pm 5\%$	
201	16302242	Resistor - 2.4K Ω 1/8W	
202	16302243	Resistor - 24K Ω 1/8W $\pm 5\%$	
203	16302244	Resistor - 240K Ω 1/8W $\pm 5\%$	
204	16302302	Resistor - 3K Ω 1/8W $\pm 5\%$	

Index No.	Part No.	Description	Q'ty Per Assembly
205	1630 2303	Resistor - 30K Ω 1/8W \pm 5%	
206	16302332	Resistor - 3.3K Ω 1/8W \pm 5%	
207	16302333	Resistor - 33K Ω 1/8W \pm 5%	
208	16302334	Resistor - 330K Ω	
209	16302391	Resistor - 390 Ω 1/8W	
210	16302392	Resistor - 3.9K Ω	
211	16302393	Resistor - 39K Ω 1/8W \pm 5%	
212	16302471	Resistor - 470 Ω 1/8W \pm 5%	
213	16302472	Resistor - 4.7K Ω 1/8W \pm 5%	
214	16302473	Resistor - 47K Ω 1/8W \pm 5%	
215	16302511	Resistor - 510 Ω 1/8W \pm 5%	
216	16302513	Resistor - 51 Ω 1/8W \pm 5%	
217	16302514	Resistor - 510K Ω 1/8W \pm 5%	
218	16302562	Resistor - 5.6K Ω	
219	16302563	Resistor - 56K Ω - 1/8W	
220	16302683	Resistor - 68K Ω 1/8W \pm 5%	
221	16302822	Resistor - 8.2K Ω (C219)	
222	16302823	Resistor - 82K Ω 1/8W \pm 5%	
223	16302824	Resistor - 820K Ω 1/8W \pm 5%	
224	16323301	Resistor - 3.3K Ω \pm 1% 1/8W	
225	16324021	Resistor - 4.02K Ω \pm 1% 1/8W	
226	16324991	Resistor - 4.99K Ω \pm 1% 1/8W	
227	16326041	Resistor - 6.04K Ω \pm 1% 1/8W	
228	16327501	Resistor - 7.5K Ω \pm 1% 1/8W	
229	14074286	IC - MK48Z52B - 15	
230	11025125	Connector - 7P	
231	11025223	Connector - 30P	
232	11030755	Connector - 50P	
233	14074193	IC - SN74LS157M	
234	14074382	IC - SN74LS164M	
235	14080471	IC - TCA955	
236	14080604	IC - μ PC393	
237	16061208	Capacitor - 100PF \pm 5% 50V	
238	16323601	Resistor - 3.6K Ω \pm 1% 1/8W	
239	16402101	Capacitor 100 μ F \pm 20% 25V	

Index No.	Part No.	Description	Q'ty Per Assembly
240	1640 5100	Capacitor - 10 μ F \pm 20% 25V	
241	1640 5221	Capacitor - 220 μ F \pm 20% 50V	
242	1632 4121	Resistor - 4.12K Ω 1/8W \pm 1%	

42. MAIN CONTROL BOARD (C219)

CAPACITC

SYMBOL NO.	INDEX NO.	SYMBOL NO.	INDEX NO.	SYMBOL NO.	INDEX NO.	SYMBOL NO.	INDEX NO.	SYMBOL NO.	INDEX NO.	SYMBOL NO.	INDEX NO.	SYMBOL NO.	INDEX NO.
C101	179	C111	169	C121	167	C131	171	C141	171	C151	171	C161	170
C102	179	C112	173	C122	167	C132	171	C142	179	C152	170		
C103	181	C113	173	C123	167	C133	170	C143	179	C153	171	(2163	171
C104	181	C114	166	C124	168	C134	171	C144	171			C164	171
C105	180	C115	175	C125	170	C135	171	C145	171	C155	171	C165	171
C106	180	C116	166	C126	170	C136	178	C146	171	C156	171	C166	170
C107	180	C117	177	C127	171	C137	170	C147	170	C157	171	C167	171
C108	169	C118	176	C128	171	C138	170	C148	171	C158	174	C168	171
C109	180	C119	176	C129	171	C139	170	C149	171	C159	174	C169	171
C110	171	C120	167	C130	172	C140	171	C150	171	C160	171	C170	172

CONNECTOR

SYMBOL NO.	INDEX NO.	SYMBOL NO.	INDEX NO.	SYMBOL NO.	INDEX NO.
C171	172	C181	170	CN101	103
C172	171	C182	171	CN102	107
C173	171	C183	171	CN103	108
C174	171	C184	171	CN 104	104
C175	170	C185	171	CN105	103
C176	171	C186	171	CN106	103
C177	170	C187	171	CN107	102
C178	171	C188	171	CN108	101
C179	171	C189	171	CN109	105
C180	171	C190	173	CN110	111

DAY

SYMBOL NO.	INDEX NO.	SYMBOL NO.	INDEX NO.
CN111	106	DAY101	128
CN112	109	DAY102	128
	110	DAY103	128
		DAY104	128
		DAY105	128
		DAY106	128
		DAY107	128
		DAY108	128

COIL

SYMBOL NO.	INDEX NO.
L101	182

DIODE

SYMBOL NO.	INDEX NO.	SYMBOL NO.	INDEX NO.
D101	127	D111	124
D102	127	D112	124
D103	127	D113	124
D104	127	D114	124
D105	127	D115	124
D106	127	D116	124
D107	124	D117	127
D108	127		
D109	124		
D110	124		

42. MAIN CONTROL BOARD (C219)

DPS

SYMBOL NO.	INDEX NO.
DPS101	117

FBL

SYMBOL NO.	INDEX NO.
FBL101	184
FBL102	184
FBL103	184
FBL104	184
FBL106	184
FBL107	184
FBL108	184
FBL109	184
FBL110	184

SYMBOL NO.	INDEX NO.
FBL111	184
FBL112	184
FBL113	184
FBL114	184
FBL115	184
FBL116	184
FBL117	184
FBL118	184
FBL119	184
FBL120	183

SYMBOL NO.	INDEX NO.
FBL121	183
FBL122	183
FBL123	183
FBL124	183
FBL125	183
FBL126	183
FBL127	183

FUSE

SYMBOL NO.	INDEX NO.
FU101	115
(FU101)	113
FU102	116
(FU102)	113

IC

SYMBOL NO.	INDEX NO.
IC101	140
IC102	145
IC103	126
IC104	122
IC105	122
IC106	155
IC107	155
IC108	142
IC109	142
IC110	147

SYMBOL NO.	INDEX NO.
IC111	139
IC112	148
IC113	149
IC114	144
IC115	153
IC116	154
IC117	142
IC118	139
IC119	145
IC120	114

SYMBOL NO.	INDEX NO.
IC121	112
IC122	141
IC123	131
IC124	130
IC125	123
IC126	142
IC127	145
IC128	134
IC129	135
IC130	136

SYMBOL NO.	INDEX NO.
IC131	142
IC132	137
IC133	137
IC134	125
IC135	133
IC136	140
IC137	146
IC138	134
IC139	134
IC140	151

SYMBOL NO.	INDEX NO.
IC141	138
IC142	152
IC143	125
IC144	151
IC145	153
IC146	143
IC147	150
IC148	132
IC149	123

LED

SYMBOL NO.	INDEX NO.
LED101	129
LED102	129
LED103	129
LED104	129
LED105	129
LED106	129

OSC

SYMBOL NO.	INDEX NO.
OSC101	156
OSC102	157

RERAY

SYMBOL NO.	INDEX NO.
RAY101	158
RAY102	158
RAY103	161
RAY104	161
RAY105	160
RAY106	162
RAY107	162
RAY108	160
RAY109	159
RAY110	159

SYMBOL NO.	INDEX NO.
RAY111	159
RAY112	158
RAY113	158
RAY114	158
RAY115	158
RAY116	158
RAY117	158

RESISTOR

SYMBOL NO.	INDEX NO.	SYMBOL NO.	INDEX NO.	SYMBOL NO.	INDEX NO.	SYMBOL NO.	INDEX NO.	SYMBOL NO.	INDEX NO.	SYMBOL NO.	INDEX NO.	SYMBOL NO.	INDEX NO.
R101	186	R111	206	R121	205	R131	212	R141	191	R151	200	R161	223
R102	186	R112	213	R122	191	R132	192	R142	220	R152	200	R162	221
R103	190	R113	213	R123	191	R133	197	R143	242	R153	227	R163	196
R104	190	R114	203	R124	191	R134	188	R144	187	R154	224	R164	196
R105	223	R115	214	R125	191	R135	189	R145	187	R155	225	R165	223
R106	223	R116	192	R126	191	R136	185	R146	206	R156	226	R166	202
R107	223	R117	192	R127	191	R137	216	R147	206	R157	202	R167	219
R108	223	R118	217	R128	192	R138	193	R148	200	R158	216	R168	208
R109	206	R119	213	R129	216	R139	193	R149	213	R159	228	R169	207
R h o	213	R120	213	R130	191	R140	193	R150	200	R160	201	R170	206

SYMBOL NO.	INDEX NO.	SYMBOL NO.	INDEX NO.	SYMBOL NO.	INDEX NO.	SYMBOL NO.	INDEX NO.	SYMBOL NO.	INDEX NO.	SYMBOL NO.	INDEX NO.	SYMBOL NO.	INDEX NO.
R171	213	R181	206	R191	210	R201	191	R211	199	R221	206	R231	206
R172	213	R182	194	R192	192	R202	212	R212	199	R222	206	R232	206
R173	209	R183	201	R193	213	R203	212	R213	199	R223	220	R233	218
R174	215	R184	223	R194	191	R204	199	R214	192	R224	220	R234	211
R175	195	R185	216	R195	191	R205	192	R215	191	R225	206	R235	198
R176	222	R186	192	R196	191	R206	192	R216	191	R226	206	R236	204
R177	213	R187	206	R197	191	R207	192	R217	196	R227	206		
R178	192	R188	207	R198	191			R218	196	R228	206		
R179	204	R189	220	R199	191	R209	199	R219	196	R229	220		
R180	191	R190	220	R200	191	R210	199	R220	196	R230	220		

42 MAIN CONTROL BOARD (C219)

TEST POINT

TRANSISTOR

VR

TP101	100
TP102	100
TP103	100
TP104	100
TP105	100
TP106	100
TP107	100

SYMBOL NO.	INDEX NO.
Q101	118
Q102	120
Q103	119

SYMBOL NO.	INDEX NO.
VR101	164
VR 102	165
VR103	164
VR104	165
VR105	163

42. MAIN CONTROL BOARD (C219)

Index No.	Part No.	Description	Q'ty Per Assembly
*	C219 8072	Main Control Board - 115V (C219)	1
	C219 8082	Main Control Board - 230V (C219)	1
1	C219 8075	IC - UVEPROM 512 KX8150NS (115V)(C219)	1
1	C219 8085	IC - UVEPROM 512 KX8150NS (230V)(C219)	1

Index No.	Part No.	Description	Q'ty Per Assembly
100	11010328	Connector Pin Contact	
101	11024212	CT Header - 15P	
102	11024818	Connector - 20P	
103	11024823	Connector - 30P	
104	11025218	Connector - 26P	
105	11025453	Connector - 140 Pin	
106	11025552	Connector - 1 P	
107	11025563	Connector - 24P	
108	11025566	Connector - 20P	
109	11026685	Connector - Hexagonal	
110	11026784	Connector - 9Pin	
111	11031098	Connector - 9P	
112	11040239	LSI Socket - 24P	
113	11040351	Fuse Holder	
114	11040588	Dip Socket - 28P	
115	11070411	Fuse - 2A 125V	
116	11070415	Fuse 5A	
117	12041015	Dip Switch	
118	14000340	Transistor- 2SC2532	
119	14000403	Transistor-2SC1 623L6	
120	14000431	Transistor-2SC3615	
121	14000455	Transistor-2SC2873Y	
122	14010398	IC-STA402A	
123	14010400	TransistorArray -SLA4060	
124	14010835	Diode- ISS190	
125	14010876	IC-PA2003GR	
126	14010877	IC-TD62083F	
127	14020110	Diode-V06C	
128	14020209	DiodeArray- DAN -401	
129	14030669	Red LED-SLM-13VW	
130	14071535	IC-TD62308AP	
131	14071839	IC-TL7705ACP	
132	14071880	IC-SN74LS04NS	
133	14071886	IC-M5M82C51AFP	
134	14072058	IC-82C54FP-6	

Index No.	Part No.	Description	Q'ty Per Assembly
135	14072187	IC - SN74LS07NS	
136	14072218	IC - SN74LS06NS	
137	14072273	IC - TA8050P	
138	14072348	IC - TC4051BF	
139	14072413	IC - SN74LS138M	
140	14072417	TTL - IC - SN74LS240M	
141	14072510	IC - D78C10G	
142	14072746	IC - CXD1095Q	
143	14073696	IC - TC74HC4050AF	
144	14073701	IC - TMP82C79M-2	
145	14074192	IC - SN74LS244M	
146	14074194	IC - SN74LS08M	
147	14074234	IC - SN74LS373M	
148	14074360	TTL - SN74LS11M	
149	14074371	IC - SN74LS145M	
150	14074381	IC - SN74LS161AM	
151	14080427	IC - LM393PS	
152	14080471	IC - TCA955	
153	14080790	IC - μ PC324G	
154	14080879	IC - IR9358N	
155	14080880	IC - IR2339N	
156	15030071	Oscillator - 12MHz	
157	15030573	Oscillator - 2.45MHz	
158	16017374	Resistor Array - 4.7K Ω	
159	16017376	Resistor Array - 10K Ω \pm 5% 1/8W	
160	16017377	Resistor Array - 15K Ω \pm 5% 1/8W	
161	16017396	Resistor Array - 4.7K Ω	
162	16017404	Resistor Array - 10K Ω 1/2W	
163	16018145	Variable Resistor - 5K Ω 0.5W	
164	16018157	Variable Resistor - 100K Ω	
165	16018186	Variable Resistor - 200K Ω	
166	16041363	Capacitor - 10 μ F \pm 20% 25V	
167	16041367	Capacitor - 100 μ F \pm 20% 25V	
168	16041387	Capacitor - 220 μ F 50V	
169	16041984	Capacitor - 1 μ F 16V	

Index No.	Part No.	Description	Q'ty Per Assembly
170	16050226	Capacitor - 1000PF 50V	
171	16061139	Capacitor - 0.01 μ F \pm 20%	
172	16061140	Capacitor - 0.1 μ F + 80%-20%	
173	16061190	Capacitor - 150PF 50V \pm 5%	
174	16061520	Capacitor - 27PF 50V	
175	16061638	Capacitor - 0.22 μ F 50V	
176	16061981	Capacitor - 0.0033 μ F \pm 5%	
177	16061982	Capacitor - 0.013 μ F \pm 5%	
178	16061983	Capacitor - 0.015 μ F \pm 5% 50V	
179	16061984	Capacitor - 0.022 μ F \pm 5% 50V	
180	16061985	Capacitor - 0.033 μ F \pm 5% 50V	
181	16061986	Capacitor - 0.1 μ F \pm 5% 16V	
182	16070001	Coil - SN-8S-500	
183	16070280	Inductor - BLM41	
184	16070477	Inductor - BLM21A05	
185	16114102	Resistor - 1K Ω 1/4T \pm 5%	
186	16114470	Resistor - 47 Ω 1/4T 5%	
187	16116331	Resistor - 330 Ω 1/2T	
188	16116361	Resistor - 360 Ω 1/8T \pm 5%	
189	16116471	Resistor - 470 Ω 1/2T \pm 5%	
190	16302101	Resistor - 100 Ω 1/8W	
191	16302102	Resistor - 1K Ω 1/8W \pm 5%	
192	16302103	Resistor - 10K Ω 1/8W	
193	16302104	Resistor - 100K Ω 1/8W \pm 5%	
194	16302124	Resistor - 120K Ω 1/8W \pm 5%	
195	16302133	Resistor - 13K Ω 1/8W \pm 5%	
196	16302151	Resistor - 1.5K Ω 1/8W \pm 5%	
197	16302154	Resistor - 150K Ω \pm 50% 1/8W	
198	16302203	Resistor - 20K Ω	
199	16302222	Resistor - 2.2K Ω 1/8W	
200	16302223	Resistor - 22K Ω 1/8W \pm 5%	
201	16302242	Resistor - 2.4K Ω 1/8W	
202	16302243	Resistor - 24K Ω 1/8W \pm 5%	
203	16302244	Resistor - 240K Ω 1/8W \pm 5%	
204	16302302	Resistor - 3K Ω 1/8W \pm 5%	

Index No.	Part No.	Description	Q'ty Per Assembly
205	1630 2303	Resistor - 30K Ω 1/8W \pm 5%	
206	1630 2332	Resistor - 3.3K Ω 1/8W \pm 5%	
207	1630 2333	Resistor - 33K Ω 1/8W \pm 5%	
208	1630 2334	Resistor - 330K Ω	
209	1630 2391	Resistor - 390 Ω 1/8W	
210	1630 2392	Resistor - 3.9K Ω	
211	1630 2393	Resistor - 39K Ω 1/8W \pm 5%	
212	1630 2471	Resistor - 470 Ω 1/8W \pm 5%	
213	1630 2472	Resistor - 4.7K Ω 1/8W \pm 5%	
214	1630 2473	Resistor - 47K Ω 1/8W \pm 5%	
215	1630 2511	Resistor - 510 Ω 1/8W \pm 5%	
216	1630 2513	Resistor - 51 Ω 1/8W \pm 5%	
217	1630 2514	Resistor - 510K Ω 1/8W \pm 5%	
218	1630 2562	Resistor - 5.6K Ω	
219	1630 2563	Resistor - 56K Ω - 1/8W	
220	1630 2683	Resistor - 68K Ω 1/8W \pm 5%	
221	1630 2822	Resistor - 8.2K Ω (C219)	
222	1630 2823	Resistor - 82K Ω 1/8W \pm 5%	
223	1630 2824	Resistor - 820K Ω 1/8W \pm 5%	
224	1632 3301	Resistor - 3.3K Ω \pm 1% 1/8W	
225	1632 4021	Resistor - 4.02K Ω \pm 1% 1/8W	
226	1632 4991	Resistor - 4.99K Ω \pm 1% 1/8W	
227	1632 6041	Resistor - 6.04K Ω \pm 1% 1/8W	
228	1632 7501	Resistor - 7.5K Ω \pm 1% 1/8W	
229	1407 4286	IC - MK48Z52B - 15	
230	1102 5125	Connector - 7P	
231	1102 5223	Connector - 30P	
232	1103 0755	Connector - 50P	
233	1407 4193	IC - SN74LS157M	
234	1407 4382	IC - SN74LS164M	
235	1408 0471	IC - TCA955	
236	1408 0604	IC - μ PC393	
237	1606 1208	Capacitor - 100PF \pm 5% 50V	
238	1632 3601	Resistor - 3.6K Ω \pm 1% 1/8W	
239	1640 2101	Capacitor - 100 μ F \pm 20% 25V	

Index No.	Part No.	Description	Q'ty Per Assembly
240	16405100	Capacitor - 10 μ F \pm 20% 25V	
241	16405221	Capacitor - 220 μ F \pm 20% 50V	
242	16302254	Resistor - 200K Ω 1/8W \pm 5%	

43. AC DRIVE BOARD (C218)

CAPACITOR

SYMBOL NO.	INDEX NO.
C301	137
C302	138
C303	125

CONNECTOR

SYMBOL NO.	INDEX NO.
CN301	101
CN302	102
CN303	103
CN304	100

CR

SYMBOL NO.	INDEX NO.
CR301	124
CR302	124
CR303	124
CR304	124
CR305	124
CR306	124

DIODE

SYMBOL NO.	INDEX NO.
D301	133
D302	133
D303	133
D304	114
D305	114

FUSE

SYMBOL NO.	INDEX NO.
FU101	107
(115V)	104
FU102	107
(230V)	104

JP

SYMBOL NO.	INDEX NO.	SYMBOL NO.	INDEX NO.
JP301	144	JP311	144
JP303	144	JP312	144
JP304	144	JP313	144
JP305	144	JP314	144
		JP315	144
JP306	144	JP316	144
JP307	144	JP317	144
JP308	144	JP318	144
JP309	144	JP319	144
JP310	144		

COIL

SYMBOL NO.	INDEX NO.
L301	139

PC

SYMBOL NO.	INDEX NO.
PC301	119

RA

SYMBOL NO.	INDEX NO.
RA301	109
RA302	131
RA303	108
RA304	111

RESISTOR

SYMBOL NO.	INDEX NO.
R301	141
R302	121
R303	122
R304	123
R305	123
R306	142

SSR

SYMBOL NO.	INDEX NO.
SSR301	110
SSR302	110
SSR303	132

TRANSISTOR

SYMBOL NO.	INDEX NO.
Q301	115

ZENNER DIODE

SYMBOL NO.	INDEX NO.
ZD301	116
ZD302	116
ZD303	134

Z

SYMBOL NO.	INDEX NO.
Z301	136
Z302	136
Z303	136
Z304	135

ST

SYMBOL NO.	INDEX NO.
ST301	117

43. AC DRIVE BOARD (C218)

Index No.	Part No.	Description	Q'ty Per Assembly
*	C218 8058	AC Drive Board - 115V(C218)	1
*	C210 8064	AC Drive Board -230V(C218)	1
100	11021048	Pin Housing - Mate-N-lock - 3P	
101	11024202	Connector - 3P	
102	11024206	Connector - 7P	
103	11031169	Connector - 6P	
104	11040351	Fuse Holder	
105	11060302	One Touch Busing - NB410	
106	11060303	One Touch Busing - NB400	
107	11070354	Fuse - 3.15A 125V(C219)(115V)	
107	11070709	Fuse (Glass Case) - 3.15A (230V)	
107	11070690	Fuse - 3.15A - 125V (C218) (115V)	
108	12081245	Relay - DC24V	
109	12081263	Relay - AC100V	

Index No.	Part No.	Description	Q'ty Per Assembly
110	12081301	Relay - DC24V	
111	12081317	Relay - DC24V	
112	14000072	Transistor - 2SC372Y	
113	14000234	Transistor - 2SA673A-C	
114	14010611	Diode - 1S1588	
115	14010870	Transistor - 2SK724	
116	14020452	Zener Diode - RD18FB	
117	14020646	Diode - S5VB20	
118	14021204	Diode - 5A 800V	
119	14030519	Photocoupler - TLP621	
120	14040135	Varistor - 270V	
121	16001522	Resistor - 6.8K Ω 7W \pm 10%	
122	16001523	Resistor - 1 Ω 10W \pm 10%	
123	16001524	Resistor - 7.5 Ω 10W \pm 10%	
124	16021501	Resistor - 120 Ω 0.1 μ F	
125	16042359	Capacitor - 100 μ F DC50V \pm 20%	
126	16042621	Capacitor - 330 μ F \pm 20%	
127	16062019	Capacitor - 0.047 μ F \pm 20%	
128	16114152	Resistor - 1.5K Ω 1/4T \pm 5%	
129	16114512	Resistor - 5.1K Ω 1/4T \pm 5%	
130	12080373	Relay - DC24V	
131	12081246	Relay - AC100V	
132	12081337	Relay - AC240V 2A D2W202LG18	
133	14010717	Diode - V05E	
134	14020426	Zener Diode - RD12FB2	
135	14040143	Varistor -SNR221 KD-10	
136	14040226	Varistor - 390V 1.0W	
137	16041534	Capacitor - 100 μ F 200V	
138	16062019	Capacitor - 0.047 μ F \pm 20%	
139	16070001	Coil - SN-8S-500	
140	16070393	Ferrite Core	
141	16114392	Resistor - 3.9K Ω 1/4T \pm 5%	
142	16114751	Resistor - 750 Ω 1/4T \pm 5%	
143	12081317	Relay - DC24V	
144	10050852	Resistor - RD 1/4J Ω	

44. AC DRIVE BOARD (C219)

CAPACITOR

SYMBOL NO.	INDEX NO.
C301	126
C302	127
C303	125

CONNECTOR

SYMBOL NO.	INDEX NO.
CN301	101
CN302	102
CN303	103
CN304	100

CR

SYMBOL NO.	INDEX NO.
CR301	124
CR302	124

DIODE

SYMBOL NO.	INDEX NO.
D303	114
D304	118
D305	114

FG

SYMBOL NO.	INDEX NO.
FG	1

FUSE

SYMBOL NO.	INDEX NO.
FU101 (115V)	107
FU 102 (230V)	104

JP

SYMBOL NO.	INDEX NO.
JP301	142
JP302	142
JP303	142
JP304	142
JP305	142
JP306	142
JP307	142
JP308	142
JP309	142
JP310	142

SYMBOL NO.	INDEX NO.
JP311	142
JP312	142
JP313	142
JP314	142
JP315	142
JP316	142
JP317	142
JP318	142
JP319	142
JP320	142

SYMBOL NO.	INDEX NO.
JP321	142
JP322	142
JP323	142

M

SYMBOL NO.	INDEX NO.
M301	115

RA

SYMBOL NO.	INDEX NO.
RA301	109
RA302	108
RA303	111

RESISTOR

SYMBOL NO.	INDEX NO.
R301	121
R302	121
R303	123
R304	123
R305	122
R306	129
R307	128
R308	128

SSR

SYMBOL NO.	INDEX NO.
SSR301	110
SSR302	110

TRANSISTOR

SYMBOL NO.	INDEX NO.
Q301	112
Q302	113

Z

SYMBOL NO.	INDEX NO.
Z301	120
Z302	120
Z304	120

PC

SYMBOL NO.	INDEX NO.
PC301	119

ST

SYMBOL NO.	INDEX NO.
ST301	117

ZENNER DIODE

SYMBOL NO.	INDEX NO.
ZD301	116
ZD302	116

44. AC DRIVE BOARD (C219)

Index No.	Part No.	Description	Q'ty Per Assembly
*	C219 8092	AC Drive Board - 115V(C219)	1
*	C219 8096	AC Drive Board -230V(C219)	1
1	C210 8061	Grounding Harness	1
100	11021048	Pin Housing - Mate-N-lock - 3P	
101	11024202	Connector - 3P	
102	11024206	Connector - 7P	
103	11031169	Connector - 6P	
104	11040351	Fuse Holder	
105	11060302	One Touch Busing - NB410	
106	11060303	One Touch Busing - NB400	
107	11070354	Fuse - 3.15A 125V(C219)(115V)	
107	11070709	Fuse (Glass Case) - 3.15A (230V)	
107	11070690	Fuse - 3.15A - 125V (C218) (115V)	
108	12081245	Relay - DC24V	
109	12081263	Relay - AC100V	

Index No.	Part No.	Description	Q'ty Per Assembly'
110	12081301	Relay - DC24V	
111	12081317	Relay - DC24V	
112	14000072	Transistor - 2SC372Y	
113	14000234	Transistor - 2SA673A-C	
114	14010611	Diode - 1S1588	
115	14010870	Transistor - 2SK724	
116	14020452	Zener Diode -RD18FB	
117	14020646	Diode - S5VB20	
118	14021204	Diode - 5A 800V	
119	14030519	Photocoupler - TLP621	
120	14040135	Varistor - 270V	
121	16001522	Resistor - 6.8K Ω 7W \pm 10%	
122	16001523	Resistor - 1 Ω 10W \pm 10%	
123	16001524	Resistor - 7.5 Ω 10W \pm 10%	
124	16021501	Resistor - 120 Ω 0.1 μ F	
125	16042359	Capacitor - 100 μ F DC50V \pm 20%	
126	16042621	Capacitor - 330 μ F \pm 20%	
127	16062019	Capacitor - 0.047 μ F \pm 20%	
128	16114152	Resistor - 1.5K Ω 1/4T \pm 5%	
129	16114512	Resistor - 5.1K Ω 1/4T \pm 5%	
130	12080373	Relay - DC24V	
131	12081246	Relay - AC100V	
132	12081258	Solid State Relay - AC240V	
133	14010717	Diode - V05E	
134	14020426	Zener Diode - RD12FB2	
135	14040143	Varistor -SNR221 KD-10	
136	14040226	Varistor - 390V 1.0W	
137	16041534	Capacitor - 100 μ F 200V	
138	16061831	Capacitor - 0.047 μ F \pm 20% AC250V	
139	16070001	Coil - SN-8S-500	
140	16070393	Ferrite Core	
141	16114392	Resistor - 3.9K Ω 1/4T \pm 5%	
142	16114751	Resistor - 750 Ω 1/4T \pm 5%	
143	12081317	Relay - DC24V	
144	10020307	Jumper Wire	

15. IMAGE PROCESSING BOARD (C218)

CAPACITOR

SYMBOL NO.	INDEX NO.
c1	135
c2	135
c3	135
C4	135
C5	135
C6	135
c7	135
C8	135
C9	135
C10	135

SYMBOL NO	INDEX NO.
C11	135
C12	135
C13	135
C14	135
C15	135
C16	135
C17	131
C18	135
C19	135
C20	135

SYMBOL NO.	INDEX NO.
C21	135
C22	135
C23	135
C24	135
C25	135
C26	135
C27	135
C28	135
C29	135
C30	135

SYMBOL NO.	INDEX NO.
C31	135
C32	135
C33	135
C34	135
C35	135
C36	135
C37	135
C38	135
C39	135
C40	135

SYMBOL NO.	INDEX NO.
C41	135
C42	158
C43	158
C44	135
C45	135
C46	158
C47	135
C48	135
C49	135
C50	135

SYMBOL NO.	INDEX NO.
C51	135
C52	135
C53	135
C54	135
C55	135
C56	135
C57	135
C58	135
C59	135
C60	135

SYMBOL NO.	INDEX NO.
C61	158
C62	135
C63	135
C64	135
C65	135
C66	135
C67	135
C68	135
C69	135
C70	135

SYMBOL	INDEX
C71	135
C72	135
C73	135
C74	135
C75	135
C76	135
C77	135
C78	135
C79	135
C80	158

SYMBOL NO	INDEX NO.
C81	135
C82	135
C83	135
C84	135
C85	135
C86	135
C87	135
C88	135
C89	135
C90	135

SYMBOL NO.	INDEX NO.
C91	135
C92	135
C93	135
C94	135
C95	135
C96	135
C97	135
C98	135
C99	135
C100	135

SYMBOL NO.	INDEX NO.
C101	135
C102	135
C103	135
C104	135
C105	135
C106	135
C107	135
C108	135
C109	135
C110	135

SYMBOL NO.	INDEX NO.
C111	135
C112	135
C113	135
C114	135
C115	135
C116	133
C117	135
C118	133
C119	132
C120	135

SYMBOL NO.	INDEX NO.
C121	135
C122	135
C123	135
C124	135
C125	135
C126	135
C127	135
C128	135
C129	135
C130	135

SYMBOL NO,	INDEX NO.
C131	135
C132	137
C133	135
C134	135
C135	135
C136	135
C137	135
C138	135
C139	135
C140	135

45. IMAGE PROCESSING BOARD (C218)

SYMBOL NO.	INDEX NO.
C141	135
C142	135
C143	135
C144	135
C145	135
C146	158
C147	145
C148	145
C149	136
C150	136

SYMBOL NO.	INDEX NO.
C151	136
C152	136
C153	136
C154	136
C155	136
C156	158
C157	158
C158	158

CONNECTOR

SYMBOL NO.	INDEX NO.
CN401	104
CN402	103
CN403	101
CN404	102
CN405	105

FBL

SYMBOL NO.	INDEX NO.
FBL1	138
FBL2	138
FBL3	138
FBL4	138
FBL5	138
FBL6	138
FBL7	138
FBL8	138
FBL9	138
FBL10	138

SYMBOL NO.	INDEX NO.
FBL11	138
FBL12	138
FBL13	138
FBL14	138
FBL15	138
FBL16	138
FBL17	138
FBL18	138
FBL19	138
FBL20	138

SYMBOL NO.	INDEX NO.
FBL21	138
FBL22	138
FBL23	138

IC

SYMBOL NO.	INDEX NO.
IC1	108
IC2	147
IC5	115
IC7	114
IC8	114
IC9	114
IC10	127

SYMBOL NO.	INDEX NO.
IC11	127
IC12	127
IC13	127
IC14	127
IC15	111
IC16	114
IC17	106
IC20	118

SYMBOL NO.	INDEX NO.
IC21	127
IC22	111
IC23	107
IC28	151
IC29	151
IC30	153

SYMBOL NO.	INDEX NO.
IC33	151
IC34	148
IC36	106
IC37	106
IC38	7
IC39	151
IC40	129

SYMBOL NO.	INDEX NO.
IC42	6
IC43	117
IC44	117
IC45	128
IC46	114
IC47	107
IC48	128
IC49	114
IC50	114

SYMBOL NO.	INDEX NO.
IC51	114
IC52	107
IC53	151
IC54	151
IC55	150
IC56	116
IC57	128
IC58	116
IC59	114
IC60	107

SYMBOL NO.	INDEX NO.
IC61	149
IC62	113
IC63	151
IC64	151
IC65	116
IC66	151
IC67	113
IC68	108
IC69	113

SYMBOL NO.	INDEX NO.
IC71	107
IC72	154
IC73	123
IC74	151
IC75	151
IC76	151
IC77	151
IC78	151
IC79	151
IC80	115

SYMBOL NO.	INDEX NO.
IC81	121
IC82	117
IC83	110
IC86	115
IC87	115
IC88	127
IC89	115
IC90	115

SYMBOL NO.	INDEX NO.
IC91	127
IC92	127
IC93	127
IC98	123
IC99	115
IC100	124
IC101	116
IC102	127
IC103	127
IC104	127

SYMBOL NO.	INDEX NO.
IC106	110
IC112	127
IC113	127
IC114	156
IC115	155
IC117	108
IC126	127
IC127	122
IC128	112
IC134	127

SYMBOL NO.	INDEX NO.
IC135	123
IC136	107
IC141	110
IC142	124
IC143	117
IC149	116
IC150	124

SYMBOL NO.	INDEX NO.
IC151	127
IC152	160
IC155	127
IC156	127
IC157	127
IC158	127
IC159	110
IC160	127

SYMBOL NO.	INDEX NO.
IC161	127
IC162	154
IC163	160
IC164	121
IC165	121
IC166	117
IC167	152
IC168	127
IC 169	116

SYMBOL NO.	INDEX NO.
IC171	109
IC173	147
IC174	126
IC176	157
IC177	108
IC178	116
IC179	114
IC180	114

Osc

RESISTOR

SYMBOL NO.	INDEX NO.
IC181	127
IC182	127
IC183	127
IC184	127
IC185	127

SYMBOL NO.	INDEX NO.
OSC1	130

SYMBOL NO.	INDEX NO.
R1	139
R2	139
R3	139
R4	139
R5	139
R6	139
R7	145
R8	140
R9	140
R10	140

SYMBOL NO.	INDEX NO.
R11	140
R12	159
R13	140
R14	140
R15	145
R16	140
R17	140
R18	140
R19	140
R20	140

SYMBOL NO.	INDEX NO.
R21	140
R22	140
R23	140
R24	140
R25	140
R26	140
R27	140
R28	140
R29	140
R30	140

SYMBOL NO.	INDEX NO.
R31	140
R32	140
R33	140
R34	140
R35	140
R36	140
R37	140
R38	140
R39	140
R40	145

SYMBOL NO.	INDEX NO.
R41	142
R42	145
R43	140
R44	140
R45	140
R46	140
R47	140
R48	140
R49	140
R50	140

45. IMAGE PROCESSING BOARD (C218)

SYMBOL NO.	INDEX NO.
R51	140
R52	140
R53	140
R54	141
R55	144
R56	140
R57	140
R58	145
R59	140
R60	140

SYMBOL NO.	INDEX NO.
R61	140
R62	145
R63	140
R64	140
R65	140
R66	140
R67	140
R68	140
R69	145
R70	145

SYMBOL NO.	INDEX NO.
R71	145
R72	145
R73	140
R74	140
R75	140
R76	140
R77	140
R78	140
R79	139
R80	140

SYMBOL NO.	INDEX NO.
R81	140
R82	159
R83	159
R84	140
R85	145

TEST POINT

SYMBOL NO.	INDEX NO.
TP1	100
TP2	100
TP3	100
TP4	100
TP5	100
TP6	100
TP7	100

45. IMAGE PROCESSING BOARD (C218)

Index No.	Part No.	Description	Q'ty Per Assembly
	C2188016	image Processing Board (C218)	1
	C2198011	IC-MN56020RTC	1
2	C219 8005	IC-TMS27C256-I5JL	1
3	C210 8006	IC-27C256-20JL	1
4	C218 8004	IC-TSN27PC256-20NL	1
5	C218 8005	IC-TSN27PC256-20NL	1
6	A012 5226	IC-TC19G060AFO027	1
7	A037 5222	IC-TC23SC10OAF	1
100	11010328	Connector Pin Contact	
101	11025212	Connector-30P	
102	11026575	Connector- 140Pin	
103	11026576	Connector-60P	
104	11031331	Connector-8P	
105	11031332	Connector-26P	
106	11040588	Dip Socket 28P	
107	14071880	IC-SN74LS04NS	
108	14072408	TTL-IC-SN74LSOOM	
109	14072411	IC-SN74LS125F	
110	14072412	IC-SN74LS32M	
111	14072417	TTL-IC-SN74LS240M	
112	14073348	IC-SN74LS02M	
113	14073350	IC-SN74LS74AM	
114	14074104	TTL-SN741.S163AM	
115	14074192	IC-SN74LS244M	
116	14074193	IC-SN74LS157M	
117	14074194	IC-SN74LS08M	
118	14074196	IC-SN74LS151M	
119	14074302	IC-BR6265AF-1OLL	
120	14074303	IC-BU2140KS	
121	14074360	TTL-SN74LS11M	
122	14074363	IC-SN74LS20M	
123	14074366	TTL-SN74LS27M	
124	14074367	IC-SN74LS30M	
125	14074376	TTL-SN74LS86M	

Index No.	Part No.	Description	Q'ty Per Assembly
126	1407 4379	TTL - SN74LS393M	
127	1407 4384	TTL - SN74LS174M	
128	1407 4386	IC - SN74LS193M	
129	1408 0408	IC - PST518A	
130	1503 0542	Oscillator - 13.8MHz	
131	1604 1734	Capacitor - 100 μ F 25V	
132	1604 1984	Capacitor - 1 μ F 16V	
133	1605 0234	Capacitor - 220PF 50V	
134	1606 1135	Capacitor - 470PF 50V	
135	1606 1139	Capacitor - 0.01 μ F \pm 20%	
136	1606 1140	Capacitor - 0.1 μ F + 80%-20%	
137	1606 1190	Capacitor - 150PF 50V \pm 5%	
138	1607 0477	Inductor - BLM21A05	
139	1630 2471	Resistor - 470 Ω 1/8W \pm 5%	
140	1630 3102	Resistor - 1K Ω 1/10W \pm 5%	
141	1630 3103	Resistor - 10K Ω 1/10W \pm 5%	
142	1630 3222	Resistor - 2.2K Ω 1/10W \pm 5%	
143	1630 3223	Resistor - 22K Ω - 1/10W	
144	1630 3470	Resistor - 47 Ω 1/10W \pm 5%	
145	1630 3472	Resistor - 4.7K Ω 1/10W \pm 5%	
146	1633 0000	Resistor - 0 Ω \pm 1% 1/10W	
147	1407 2413	IC - SN74LS138M	
148	1407 2977	IC - SN74ALS574ANS	
149	1407 3676	IC - SN74S20NS	
150	1407 3677	IC - MN8357	
151	1407 3894	IC - MB8464A-10LPP	
152	1407 4358	TTL - SN74LS03M	
153	1407 4359	TTL - SN74LS10M	
154	1407 4426	TTL - HD74LS12FP	
155	1407 4364	TTL - SN74LS21M	
156	1407 3675	TTL - SN74LS33NS	
157	1407 4383	TTL - SN74LS166M	
158	1605 0195	Capacitor - 680PF \pm 10%	
159	1630 3162	Resistor - 1.6K Ω 1/10W \pm 5%	
160	1407 2776	TTL - SN74LS266NS	

46. IMAGE PROCESSING BOARD (C219)

CAPACITOR

SYMBOL NO.	INDEX NO.	SYMBOL NO.	INDEX NO.	SYMBOL NO.	INDEX NO.	SYMBOL NO.	INDEX NO.	SYMBOL NO.	INDEX NO.	SYMBOL NO.	INDEX NO.	SYMBOL NO.	INDEX NO.		
C1	137	C11	135	C21	135	C31	137	C41	135	C51	135	C61	135		
C2	137	C12	135	C22	135	C32	137	C42	135			C62	134		
C3	132	C13	135	C23	135	C33	137	C43	135			C63	134		
C4	131	C14	135			C34	137			C54	135	C64	135		
C5	135	C15	135	C25	135			C45	135	C55	135	C65	135		
C6	135	C16	135	C26	135			C46	135	C56	135	C66	135		
C7	135	C17	135					C47	135			C67	135		
C8	135	C18	135	C28	135	C38	135	C48	135	C58	135				
C9	135	C19	135	C29	135	C39	135	C49	135	C59	135	C69	135		
C10	135	C20	137	C30	137	C40	135	C50	135	C60	135	C70	135		

SYMBOL NO.	INDEX NO.	SYMBOL NO.	INDEX NO.	SYMBOL NO.	INDEX NO.	SYMBOL NO.	INDEX NO.	SYMBOL NO.	INDEX NO.	CONNECTOR		=BL	
SYMBOL NO.	INDEX NO.	SYMBOL NO.	INDEX NO.	SYMBOL NO.	INDEX NO.	SYMBOL NO.	INDEX NO.	SYMBOL NO.	INDEX NO.	SYMBOL NO.	INDEX NO.	SYMBOL NO.	INDEX NO.
C71	135	C81	135	C91	135	C101	135	C111	135	CN401	104	FBL1	138
C72	135	C82	135	C92	135	C102	135	C112	135	CN402	103	FBL2	138
C73	135	C83	135	C93	135	C103	135	C113	135	CN403	101	FBL3	138
C74	135	C84	137			C104	135	C114	135	CN404	102	FBL4	138
C75	135			C95	137	C105	135	C115	135	CN405	105	FBL5	138
C76	135					C106	135	C116	135			FBL6	138
C77	135			C97	135			C117	133			FBL7	138
C78	135	C88	135	C98	137	C108	135	C118	133			FBL8	138
C79	135	C89	135	C99	137			C119	136			FBL9	138
C80	135	C90	135	C100	135	C110	135					FBL10	138

46. IMAGE PROCESSING BOARD (C219)

C

SYMBOL NO.	INDEX NO.	SYMBOL NO.	INDEX NO.	SYMBOL NO.	INDEX NO.	SYMBOL NO.	INDEX NO.	SYMBOL NO.	INDEX NO.	SYMBOL NO.	INDEX NO.	SYMBOL NO.	INDEX NO.
FBL11	138	FBL21 FBL22	138 138	IC1	115	IC11	108	IC21	127	IC31	117	IC41	119
FBL12	138			IC2	115	IC12	118	IC22	111	IC32	110	IC42	127
FBL13	138			IC3	114	IC13	114	IC23	129			IC43	117
FBL14	138			IC4	114	IC14	114					IC44	115
FBL15	138			IC5	114	IC15	119	IC25	115			IC45	127
FBL16	138			IC6	114			IC26	119	IC36	127	IC46	111
FBL17	138			IC7	113	IC17	113	IC27	116	IC37	114	IC47	116
FBL18	138			IC8	114	IC18	114	IC28	114	IC38	116	IC48	119
FBL19	138			IC9	116	IC19	116	IC29	116	IC39	127	IC49	119
FBL20	138			IC10	127	IC20	115	IC30	127	IC40	107	IC50	119

SYMBOL NO.	INDEX NO.	SYMBOL NO.	INDEX NO.	SYMBOL NO.	INDEX NO.	SYMBOL NO.	INDEX NO.	OSC		RESISTOR		SYMBOL NO.	INDEX NO.
IC51	119	IC61	119	IC71	116	IC81	127	OSC1	130	R1	140	R11	145
		IC62	116	IC72	116	IC82	107			R2	139	R12	140
IC53	119	IC63	116	IC73	124	IC83	109			R3	139	R13	140
IC54	127	IC64	116	IC74	119	IC84	123			R4	139	R14	145
IC55	121	IC65	124	IC75	126	IC85	122			R5	139	R15	145
IC56	115	IC66	127	IC76	128	IC86	127			R6	139	R16	144
IC57	116	IC67	120	IC77	128	IC87	127			R7	139	R17	141
IC58	106	IC68	1	IC78	127	IC88	110			R8	145	R18	140
IC59	125	IC69	128	IC79	127	IC89	112			R9	145		
IC60	115	IC70	109	IC80	124					R10	145		

46. IMAGE PROCESSING BOARD (C2113)

SYMBOL NO.	INDEX NO.
R33	140
R34	140
R37	145
R40	140

SYMBOL NO.	INDEX NO.
R41	140
R42	140
R43	146
R44	139
R45	140
R46	140
R47	140
R48	140
R49	140
R50	140

SYMBOL NO.	INDEX NO.
R51	140
R52	140
R53	140
R55	140
R57	140
R58	140
R59	140
R60	140

SYMBOL NO.	INDEX NO.
R61	140
R63	140
R64	140
R65	140
R66	140
R67	140
R68	145
R69	140
R70	140

SYMBOL NO.	INDEX NO.
R71	140
R72	140
R73	140
R74	140
R75	140
R76	142
R77	142
R78	142
R79	142
R80	142

SYMBOL NO.	INDEX NO.
R81	142
R82	140
R83	140
R84	140
R85	140
R86	140
R87	145
R89	140
R90	140

SYMBOL NO.	INDEX NO.
R91	140
R92	140
R93	142
R94	143

TEST POINT

SYMBOL NO.	INDEX NO.
TP1	100
TP2	100
TP3	100
TP4	100
TP5	100
TP6	100
TP7	100

46. IMAGE PROCESSING BOARD (C219)

Index No.	Part No.	Description	Q'ty Per Assembly
1	C219 8001	image Processing Board (C219)	1
2	C2198011	IC-MN56020RTC	1
2	C219 8005	IC-TMS27C256-15JL	1
100	11010328	Connector Pin Contact	
101	11025212	Connector-30P	
102	11026575	Connector- 140Pin	
103	11026576	Connector-60P	
104	11031331	Connector-8P	
105	11031332	Connector-26P	
106	11040588	Dip Socket-28P	
107	14071880	IC-SN74LS04NS	
108	14072408	TTL-IC-SN74LSOOM	
109	14072411	IC-SN74LS125F	
110	14072412	IC-SN74LS32M	
111	14072417	TTL-IC-SN74LS240M	
112	14073348	IC-SN74LS02M	
113	14073350	IC-SN74LS74AM	
114	14074104	TTL-SN74LS163AM	
115	14074192	IC-SN74LS244M	
116	14074193	IC-SN74LS157M	
117	14074194	IC-SN74LS08M	
118	14074196	IC-SN74LS151M	
119	14074302	IC-BR6265AF-1OLL	
120	14074303	IC-BU2140KS	
121	14074360	TTL-sN74LS11M	
122	14074363	IC-SN74LS20M	
123	14074366	TTL-SN74LS27M	
124	14074367	IC-SN74LS30M	

Index No.	Part No.	Description	Q'ty Per Assembly
125	14074376	TTL - SN74LS86M	
126	14074379	TTL - SN74LS393M	
127	14074384	TTL - SN74LS174M	
128	14074386	IC - SN74LS193M	
129	14080408	IC - PST518A	
130	15030542	Oscillator - 13.8MHz	
131	16041734	Capacitor - 100 μ F 25V	
132	16041984	Capacitor - 1 μ F 16V	
133	16050234	Capacitor - 220PF 50V	
134	16061135	Capacitor - 470PF 50V	
135	16061139	Capacitor - 0.01 μ F \pm 20%	
136	16061140	Capacitor - 0.1 μ F + 80%-20%	
137	16061190	Capacitor - 150PF 50V \pm 5%	
138	16070477	Inductor - BLM21A05	
139	16302471	Resistor - 470 Ω 1/8W \pm 5%	
140	16303102	Resistor - 1K Ω 1/10W \pm 5%	
141	16303103	Resistor - 10K Ω 1/10W \pm 5%	
142	16303222	Resistor - 2.2K Ω 1/10W \pm 5%	
143	16303223	Resistor - 22K Ω - 1/10W	
144	16303470	Resistor - 47 Ω 1/10W \pm 5%	
145	16303472	Resistor - 4.7K Ω 1/10W \pm 5%	
146	16330000	Resistor - 0 Ω \pm 1% 1/10W	
147	14072413	IC - SN74LS138M	
148	14072977	IC - SN74ALS574ANS	
149	14073676	IC - SN74S20NS	
150	14073677	IC - MN8357	
151	14073894	IC - MB8464A-10LPP	
152	14074358	TTL - SN74LS03M	
153	14074359	TTL - SN74LS10M	
154	14074361	TTL - SN74LS12M	
155	14074364	TTL - SN74LS21M	
156	14074368	TTL - SN74LS33M	
157	14074383	TTL - SN74LS166M	
158	16050195	Capacitor - 680PF \pm 10%	
159	16303162	Resistor - 1.6K Ω 1/10W \pm 5%	

47. THERMAL HEAD DRIVE BOARD (C218)

CAPACITOR

SYMBOL NO.	INDEX NO.
C701	170
C702	171
C703	172
C704	127
C705	126
C706	127
C707	171
C708	169
C709	121
C710	126

SYMBOL NO.	INDEX NO.
C711	122
C712	171
C713	171
C714	171
C715	171
C716	171
C717	171
C718	171
C719	171
C720	171

SYMBOL NO.	INDEX NO.
C721	177
C722	171
C723	171
C724	171
C725	171
C726	171
C727	171
C728	171
C729	171
C730	171

SYMBOL NO.	INDEX NO.
C732	171
C733	171
C734	171
C735	171
C736	171
C737	171
C738	171
C739	171
C740	171

SYMBOL NO.	INDEX NO.
C741	171
C742	171
C743	171
C744	171
C745	171
C746	171
C747	171
C748	171
C749	171
C750	171

SYMBOL NO.	INDEX NO.
C751	171
C752	171
C753	171
C754	171
C755	171
C756	171
C757	120
C758	126
C759	171
C760	129

SYMBOL NO.	INDEX NO.
C761	124

CONNECTOR

SYMBOL NO.	INDEX NO.
CN701	105
CN702	103
CN703	104
CN704	102
CN705	107
CN706	149
CN707	106

COIL

SYMBOL NO.	INDEX NO.
L701	130

DIODE

SYMBOL NO.	INDEX NO.
D701	152
D702	112
D703	112

FBL

SYMBOL NO.	INDEX NO.
FBL701	131
FBL702	131
FBL703	131
FBL704	131
FBL705	131
FBL706	131
FBL707	131

IC

SYMBOL NO.	INDEX NO.
IC701	166
IC702	177
IC703	177
IC704	177
IC705	177
IC706	177
IC707	115
IC708	115
IC709	178
IC710	179

SYMBOL NO.	INDEX NO.
IC711	180
IC712	181
IC713	182
IC714	182
IC715	184
IC716	184
IC717	184
IC718	184
IC719	185
IC720	179

SYMBOL NO.	INDEX NO.
IC721	186
IC722	156
IC723	188
IC724	183
IC725	182
IC726	167
IC727	184
IC728	184
IC729	184
IC730	184

SYMBOL NO.	INDEX NO.
IC731	177
IC732	187
IC733	165
IC734	177
IC735	177
IC736	177
IC737	177
IC738	177
IC739	115
IC740	115

SYMBOL NO.	INDEX NO.
IC741	186
IC742	187
IC743	188
IC744	183
IC745	183
IC746	189
IC747	178

JP

SYMBOL NO.	INDEX NO.
JP702	190
JP704	190

RA

SYMBOL NO.	INDEX NO.
RA701	108

RESISTOR

SYMBOL NO.	INDEX NO.
R701	142
R702	140
R703	174
R704	176
R705	137
R706	134
R707	134
R708	175
R709	137
R710	173

SYMBOL NO.	INDEX NO.
R711	168
R712	168
R713	168
R714	168
R715	168
R716	141
R717	134
R718	134
R719	134
R720	134

SYMBOL NO.	INDEX NO.
R721	134
R722	134
R723	134
R724	134
R725	134
R726	134
R727	134
R728	141
R729	141
R730	141

SYMBOL NO.	INDEX NO.
R731	141
R732	141
R733	141
R734	141
R735	141
R736	141
R737	141
R738	141
R739	141
R740	134

SYMBOL NO.	INDEX NO.
R741	136
R742	136
R743	136
R744	136
R745	136
R746	136
R747	136
R748	136
R749	133
R750	139

SYMBOL NO.	INDEX NO.
R751	138
R752	135
R753	135
R754	132
R755	142
R756	142
R757	142

TEST POINT

SYMBOL NO.	INDEX NO.
TP701	100
TP702	100

TRANSISTOR

SYMBOL NO.	INDEX NO.
Q101	150
Q102	110
Q103	151
Q105	111
Q106	109
Q107	111

ZENNER DIODE

SYMBOL NO.	INDEX NO.
ZD701	153

47. THERMAL HEAD DRIVE BOARD (C218)

Index No.	Part No.	Description	Q'ty Per Assembly
2	C209 8028	Thermal Head Drive Board (C218)	1
	C203 8014	Radiation Fin	1

Index No.	Part No.	Description	Q'ty Per Assembly
100	1101 0328	Connector Pin Contact	
101	1102 0907	Connector - 6P	
102	1102 2639	Connector - 12P	
103	1102 2641	Connector - 14P	
104	1102 3008	Connector - 10P	
105	1102 3965	Connector - 14P	
106	1102 4169	Connector - 10P	
107	1102 5211	Connector - 30P	
108	1208 1297	Relay - DC24V	
109	1400 0243	Transistor - 2SA952	
110	1400 0389	Transistor - 2SC3265	
111	1400 0510	Transistor - 2SC1623	
112	1402 0110	Diode - V06C	
113	1407 2417	TTL - IC - SN74LS240M	
114	1407 3478	IC - SLA7024M	
115	1407 3703	IC - MB81C67-35P	
116	1407 2804	IC - SN74KS122NS	
117	1407 4384	TTL - SN74LS174M	
118	1407 4387	IC - SN74LS241M	
119	1600 1168	Resistor - 1 Ω /2W	
120	1604 1386	Capacitor - 100 μ F \pm 20% 50V	
121	1604 1986	Capacitor - 220 μ F 50V	
122	1604 2166	Capacitor - 100 μ F 50V \pm 20%	
123	1605 0304	Capacitor - 2200PF \pm 10% 50V	
124	1606 1136	Capacitor - 1000PF \pm 10%	
125	1606 1139	Capacitor - 0.01 μ F \pm 20%	
126	1606 1140	Capacitor - 0.1 μ F +80%-20%	
127	1606 1190	Capacitor - 150PF 50V \pm 5%	
128	1606 1418	Capacitor - 100000PF 50V \pm 5%	
129	1606 1455	Capacitor - 470PF 25V	
130	1607 0001	Coil - SN-8S-500	
131	1607 0477	Inductor - BLM21A05	
132	1611 4910	Resistor - 91 Ω 1/4T +5%	
133	1611 6122	Resistor - 1.2K Ω \pm 5% 1/2W	
134	1630 2102	Resistor - 1K Ω 1/8W \pm 5%	

Index No.	Part No.	Description	Q'ty Per Assembly
135	16302112	Resistor - 1.1K Ω 1/8W \pm 5%	
136	16302202	Resistor - 2K Ω 1/8W \pm 5%	
137	16302222	Resistor - 2.2K Ω 1/8W	
138	16302242	Resistor - 2.4K Ω 1/8W	
139	16302302	Resistor - 3K Ω 1/8W \pm 5%	
140	16302333	Resistor - 33K Ω 1/8W \pm 5%	
141	16302471	Resistor - 470 Ω 1/8W \pm 5%	
142	16302472	Resistor - 4.7K Ω 1/8W \pm 5%	
143	16302473	Resistor - 47K Ω 1/8W \pm 5%	
144	16302510	Resistor - 51 Ω 1/8W	
145	16302511	Resistor - 510 Ω 1/8W \pm 5%	
146	16302511	Resistor - 510 Ω 1/8W \pm 5%	
147	10040110	Cool Sheet	
148	10050820	Heat Sink - T220N(31)	
149	11020915	Connector - 10P	
150	14000381	Transistor- 2SA1036KR	
151	14010200	Transistor - 2SD633	
152	14010835	Diode - 1SS190	
153	14020833	Zener Diode - IZ36	
154	14071880	IC - SN74LS04NS	
155	14072412	IC - SN74LS32M	
156	14072804	TTL - SN74LS122NS	
157	14073350	IC - SN74LS74AM	
158	14074193	IC - SN74LS157M	
159	14074194	IC - SN74LS08M	
160	14074445	IC - HD74LS22FP	
161	14074366	TTL - SN74LS27M	
162	14074370	IC - SN74LS139M	
163	14074373	TTL - SN74LS153M	
164	14074381	IC - SN74LS161AM	
165	14080266	IC - mPC78M05H	
166	14080684	IC - S17500A	
167	14080686	IC - 5555036	
168	16000356	Resistor - 1 Ω 2W \pm 5%	
169	16060807	Capacitor - 0.1 μ F + 80%-20% 50V	

Index No.	Part No.	Description	Q'ty Per Assembly
170	1606 1346	Capacitor - 0.01 μ F	
171	1606 1452	Capacitor - 0.01 μ F 50V	
172	1610 0286	Capacitor - 100PF 50V \pm 10%	
173	1611 4330	Resistor - 330 Ω 1/4T \pm 5%	
174	1630 2301	Resistor - 300 Ω 1/8W \pm 5%	
175	1630 2681	Resistor - 680 Ω 1/8W \pm 5%	
176	1630 2682	Resistor - 6.8K Ω 1/8W \pm 5%	
177	1407 2347	IC - SN74LS161NS	
178	1407 2249	IC - SN74LS174NS	
179	1407 1745	IC - SN74LS139NS	
180	1407 1599	IC - SN74LS153NS	
181	1407 1740	IC - SN74LS27NS	
182	1407 2052	IC - SN74LS74ANS	
183	1407 1741	TTL IC - SN74LS32NS	
184	1407 1605	TTL - SN74LS157NS	
185	1407 2081	IC - SN74LS08NS	
186	1407 2339	IC - SN74LS241NS	
187	1407 1746	IC - SN74LS240NS	
188	1407 1880	IC - SN74LS04NS	
189	1407 3704	IC - SN74LS22NS	
190	1002 0307	Jumper Wire	

48. THERMAL HEAD DRIVE BOARD (C219)

CAPACITOR

SYMBOL NO.	INDEX NO.
C701	120
C702	121
C703	128
C704	120
C705	122
C706	123
C707	123
C708	129
C709	129
C710	125

SYMBOL NO.	INDEX NO.
C711	125
C713	125
C714	129
C715	125
C716	126
C717	126
C718	127
C719	125
C720	125

SYMBOL NO.	INDEX NO.
C723	125
C724	126
C725	125
C726	125
C727	124
C728	125
C729	125

CONNECTOR

SYMBOL NO.	INDEX NO.
CN701	105
CN702	103
CN703	104
CN704	102
CN705	107
CN706	101
CN707	106

COIL

SYMBOL NO.	INDEX NO.
L701	130

DIODE

SYMBOL NO.	INDEX NO.
D701	112
D702	112

FBL

SYMBOL NO.	INDEX NO.
FBL701	131
FBL702	131
FBL703	131
FBL704	131
FBL705	131

IC

SYMBOL NO.	INDEX NO.
IC701	114
IC702	118
IC703	1
IC704	113
IC705	115
IC706	115
IC707	117
IC708	116
IC709	118
IC710	118
IC712	115

JP

SYMBOL NO.	INDEX NO.
JP702	177
JP704	177

RESISTOR

SYMBOL NO.	INDEX NO.
R701	119
R702	119
R703	132
R704	133
R705	138
R706	138
R707	141
R708	137
R709	141
R710	141

SYMBOL NO.	INDEX NO.
R711	134
R712	134
R713	143
R714	142
R715	142
R716	143
R717	142
R718	142
R719	144
R720	145,146

SYMBOL NO.	INDEX NO.
R721	144
R722	141
R723	141
R724	141
R725	134
R726	134
R727	141
R728	141
R729	134
R730	134

SYMBOL NO.	INDEX NO.
R731	134
R732	134
R733	142
R734	142
R735	134
R736	134
R737	134
R738	134
R739	134
R740	134

SYMBOL NO.	INDEX NO.
R741	134
R742	141
R743	134
R744	141
R745	142
R746	134
R747	134
R748	134
R749	134
R750	134

SYMBOL NO.	INDEX NO.
R751	134
R752	134
R753	134
R754	134
R755	134
R756	134
R757	134
R758	134
R759	134
R760	140

RA

SYMBOL NO.	INDEX NO.
RA701	108

SYMBOL NO.	INDEX NO.
R761	134
R762	135
R763	141
R764	139
R765	135
R766	138
R767	136
R768	136
R769	136
R770	136

SYMBOL NO.	INDEX NO.
R771	136
R772	136
R773	136
R774	136
R775	134
R776	134
R777	134

TEST POINT

SYMBOL NO.	INDEX NO.
TP701	100
TP702	100

TRANSISTOR

SYMBOL NO.	INDEX NO.
Q101	109
Q102	110
Q103	111
Q104	111

48. THERMAL HEAD DRIVE BOARD (C219)

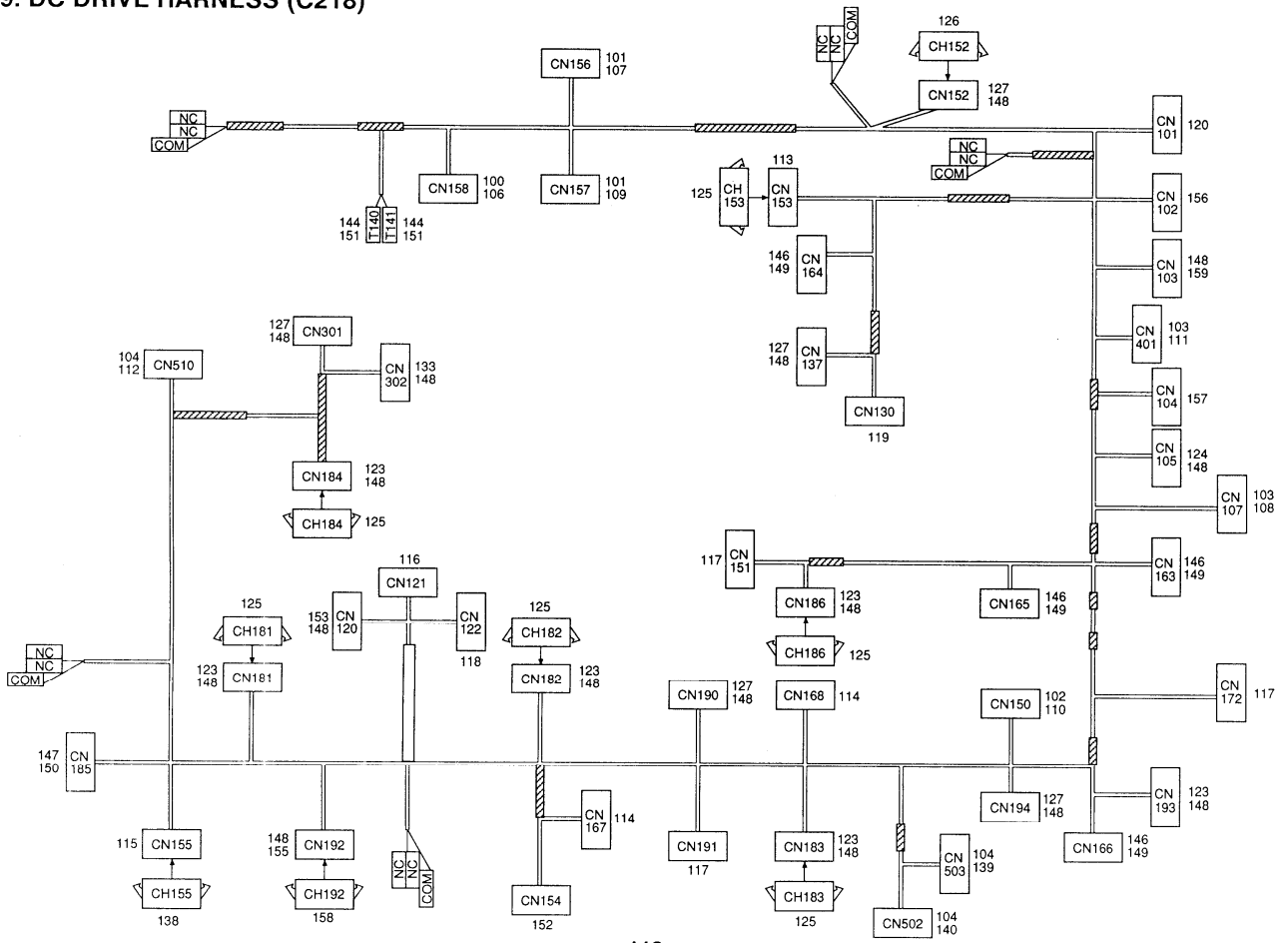
Index No.	Part No.	Description	Q'ty Per Assembl
*	C219 8028	Thermal Head Drive Board (C219)	1
1	C219 8030	IC - μ PD65016GD	1
2	C203 8014	Radiation Fin	1

Index No.	Part No.	Description	Q'ty Per Assembly
100	11010328	Connector Pin Contact	
101	11020907	Connector - 6P	
102	11022639	Connector - 12P	
103	11022641	Connector-14P	
104	11023008	Connector-10P	
105	11023965	Connector-14P	
106	11024169	Connector-10P	
107	11025211	Connector-30P	
108	12081297	Relay-DC24V	
109	14000243	Transistor-2SA952	
110	14000389	Transistor -2SC3265	
111	14000510	Transistor -2SC1623	
112	14020110	Diode-V06C	
113	14072417	TTL-IC-SN74LS240M	
114	14073478	IC-SLA7024M	
115	14073703	IC-MB81C67-35P	
116	14072804	IC-SN74KS122NS	
117	14074384	TTL-SN74LS174M	
118	14074387	IC-SN74LS241M	
119	16001168	Resistor - 1 Ω /2W	
120	16041386	Capacitor - 100 μ F \pm 20% 50V	
121	16041986	Capacitor - 220 μ F 50V	
122	16042166	Capacitor - 100 μ F 50V \pm 20%	
123	16050304	Capacitor - 2200PF \pm 10% 50V	
124	16061136	Capacitor - 1000PF \pm 10%	
125	16061139	Capacitor - 0.017F \pm 20%	
126	16061140	Capacitor - 0.17F +80%-20%	
127	16061190	Capacitor - 150PF 50V \pm 5%	
128	16061418	Capacitor - 100000PF 50V \pm 5%	
129	16061455	Capacitor -470PF 25V	
130	16070001	Coil -SN-8S-500	
131	16070477	inductor-BLM21A05	
132	16114910	Resistor - 91 Ω 1/4T +5%	
133	16116122	Resistor - 1.2K Ω \pm 5% 1/2W	
134	16302102	Resistor - 1K Ω 1/8W \pm 5%	

Index No.	Part No.	Description	Q'ty Per Assembly
135	1630 2112	Resistor - 1.1K Ω 1/8W \pm 5%	
136	1630 2202	Resistor - 2K Ω 1/8W \pm 5%	
137	1630 2222	Resistor - 2.2K Ω 1/8W	
138	1630 2242	Resistor - 2.4K Ω 1/8W	
139	1630 2302	Resistor - 3K Ω 1/8W \pm 5%	
140	1630 2333	Resistor - 33K Ω 1/8W \pm 5%	
141	1630 2471	Resistor - 470 Ω 1/8W \pm 5%	
142	1630 2472	Resistor - 4.7K Ω 1/8W \pm 5%	
143	1630 2473	Resistor - 47K Ω 1/8W \pm 5%	
144	1630 2510	Resistor - 51 Ω 1/8W	
145	1630 2511	Resistor - 510 Ω 1/8W \pm 5%	
146	1630 2511	Resistor - 510 Ω 1/8W \pm 5%	
147	1004 0110	Cool Sheet	
148	1005 0820	Heat Sink - T220N(31)	
149	1102 0915	Connector - 10P	
150	1400 0381	Transistor - 2SA1036KR	
151	1401 0200	Transistor - 2SD633	
152	1401 0835	Diode - 1SS190	
153	1402 0833	Zener Diode - 1Z36	
154	1407 1880	IC - SN74LS04NS	
155	1407 2412	IC - SN74LS32M	
156	1407 2804	TTL - SN74LS122NS	
157	1407 3350	IC - SN74LS74AM	
158	1407 4193	IC - SN74LS157M	
159	1407 4194	IC - SN74LS08M	
160	1407 4365	IC - SN74LS22M	
161	1407 4366	TTL - SN74LS27M	
162	1407 4370	IC - SN74LS139M	
163	1407 4373	TTL - SN74LS153M	
164	1407 4381	IC - SN74LS161AM	
165	1408 0266	IC - mPC78M05H	
166	1408 0684	IC - S17500A	
167	1408 0686	IC - 5555036	
168	1600 0356	Resistor - 1 Ω 2W \pm 5%	
169	1606 0807	Capacitor - 0.1 μ F + 80%-20% 50V	

Index No.	Part No.	Description	Q'ty Per Assembly
170	1606 1346	Capacitor - 0.01 μ F	
171	1606 1452	Capacitor - 0.01 μ F 50V	
172	1610 0286	Capacitor - 100PF 50V \pm 10%	
173	1611 4330	Resistor - 330 Ω 1/4T \pm 5%	
174	1630 2301	Resistor - 300 Ω 1/8W \pm 5%	
175	1630 2681	Resistor - 680 Ω 1/8W \pm 5%	
176	1630 2682	Resistor - 6.8K Ω 1/8W \pm 5%	
177	1002 0307	Jumper Wire	

49. DC DRIVE HARNESS (C218)

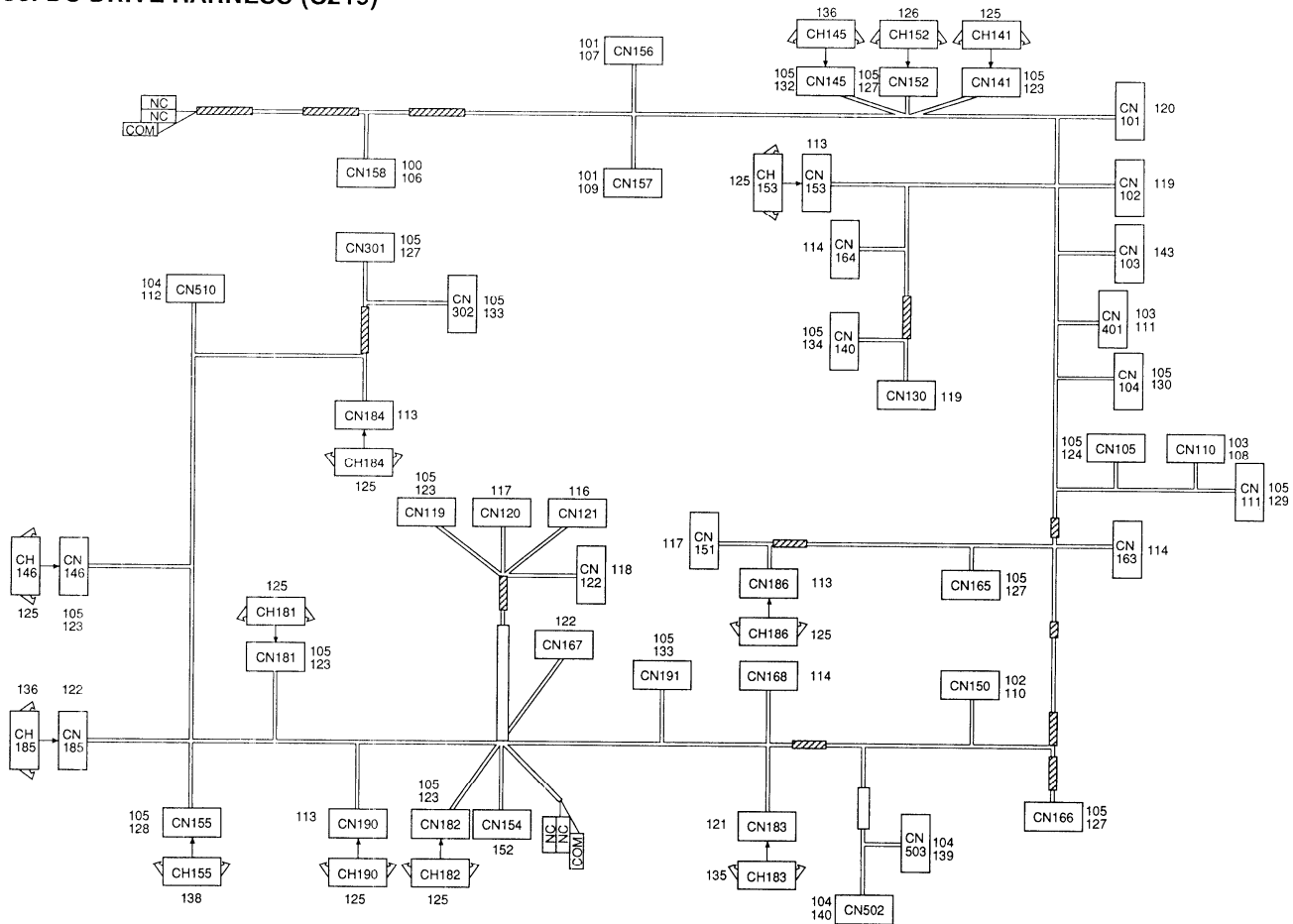


49. DC DRIVE HARNESS (C218)

Index No.	Part No.	Description	Q'ty Per Assembly
	C2188111	DC Drive Harness (C218)	1
100	11000807	Socket-Mate-N-lock	
101	11001204	Socket-Mate-N-lock	
102	11001205	Terminal	
103	11001247	Terminal	
104	11001374	Terminal	
105	11001687	Connector- 1Pin	
106	11020185	Connector-4P	
107	11021426	Connector-3P	
108	11021617	Receptacle Housing -9P	
109	11021692	Connector-2P	
110	11021749	Connector-6P	
111	11021775	Receptacle Housing -8P	
112	11023949	Connector-14P	
113	11024213	Connector-2P	
114	11024214	CT Receptacle -3P	
115	11024216	CT Receptacle -5P	
116	11024217	CT Receptacle 6P	
117	11024219	CT Receptacle 8P	
118	11024220	CT Receptacle 9P	
119	11024223	CT Receptacle 12P	
120	11024224	CT Receptacle- 15P	
121	11024375	Connector-2P	
122	11024376	CT Receptacle-3P	
123	11024436	DT Connector -2P	
124	11024452	CT Connector- 15P	

Index No.	Part No.	Description	Q'ty Per Assembly
125	11024473	CT Connector -2P	
126	11024559	Connector-3P	
127	11024665	Connector-3P	
128	11024666	Connector-5P	
129	11024667	Connector-8P	
130	11024695	Connector-13P	
131	11024829	Connector-30P	
132	11024916	Connector-3P	
133	11025125	Connector-7P	
134	11025126	Connector-9P	
135	11025144	Connector-2P	
136	11025145	Connector-3P- Blue	
137	11025146	Connector-16P	
138	11025195	Connector-5P	
139	11025199	Connector-22P	
140	11025200	Connector-20P	
141	11025357	Connector-24P	
142	11025364	Connector-26P	
143	11025367	Connector-20P	
144	11000875	Connector-1P	
145	11001169	Fastening Receptacle	
146	11001249	ReceptacleTerminal	
147	11001328	Connector	
148	11001547	Connector-1P	
149	11021620	Connector-3P	
150	11021964	Connector-2P	
151	11022962	Connector-1P	
152	11024215	Connector-4P	
153	11024669	Connector-12P	
154	11024827	Connector-26P	
155	11024918	Connector-2P	
156	11024972	Connector-13P	
157	11024974	Connector-13P	
158	11025142	Connector-2P-Yellow	
159	11025232	Connector-15P	

50. DC DRIVE HARNESS (C219)




50. DC DRIVE HARNESS (C219)

Index No.	Part No.	Description	Q'ty Per Assembly
	C219 8131	DCDriveHarness(C219)	1
100	11000807	Socket-Mate-N-lock	
101	11001204	Socket-Mate-N-lock	
102	11001205	Terminal	
103	11001247	Terminal	
104	11001374	Terminal	
105	11001687	Connector- IPin	
106	11020185	Connector-4P	
107	11021426	Connector-3P	
108	11021617	Receptacle Housing -9P	
109	11021692	Connector-2P	
110	11021749	Connector -6P	
111	11021775	Receptacle Housing -8P	
112	11023949	Connector-14P	
113	11024213	Connector -2P	
114	11024214	CT Receptacle -3P	
115	11024216	CT Receptacle 5P	
116	11024217	CT Receptacle 6P	
117	11024219	CT Receptacle 8P	
118	11024220	CT Receptacle 9P	
119	11024223	CT Receptacle 12P	
120	11024224	CT Receptacle- 15P	
121	11024375	Connector -2P	
122	11024376	CT Receptacle-3P	
123	11024436	DT Connector-2P	
124	11024452	CT Connector- 15P	

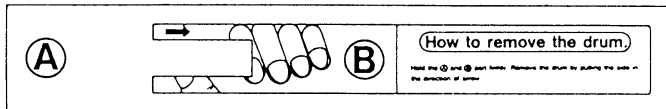
Index No.	Part No.	Description	Q'ty Per Assembly
125	11024473	CT Connector -2P	
126	11024559	Connctor-3P	
127	11024665	Connector-3P	
128	11024666	Connector-5P	
129	11024667	Connector-8P	
130	11024695	Connector-13P	
131	11024829	Connector-30P	
132	11024916	Connector-3P	
133	11025125	Connector-7P	
134	11025126	Connector-9P	
135	11025144	Connector-2P	
136	11025145	Connector-3P-Blue	
137	11025146	Connector-16P	
138	11025195	Connector-5P	
139	11025199	Connector-22P	
140	11025200	Connector-20P	
141	11025357	Connector-24P	
142	11025364	Connector-26P	
143	11025367	Connector-20P	
144	11000875	Connector-IP	
145	11001169	Fastening Receptacle	
146	11001249	ReceptacleTerminal	
147	11001328	Connector	
148	11001547	Connector-IP	
149	11021620	Connector-3P	
150	11021964	Connector-2P	
151	11022962	Connector-IP	
152	11024215	Connector-4P	
153	11024669	Connector-12P	
154	11024827	Connector-26P	
155	11024918	Connector-2P	
156	11024972	Connector-13P	
157	11024974	Connector-13P	
158	11025142	Connector-2P-Yellow	
159	11025232	Connector-15P	

51. DECAL AND DOCUMENT (C218/C219)

1




2



3




4



5



6



7

Drum rotation
button



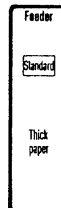
Replacing the
Drum Unit

Caution: If the green
lamp is not lit,
continue to press the
button until it lights.

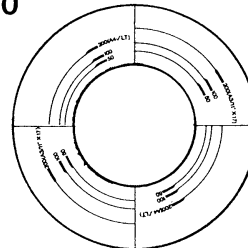
8

Push to open
the master eject unit

9



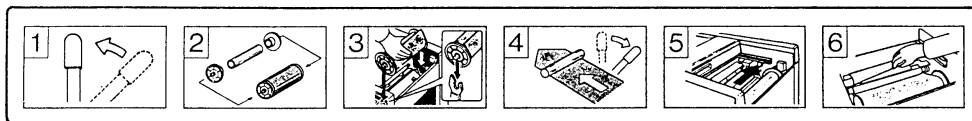
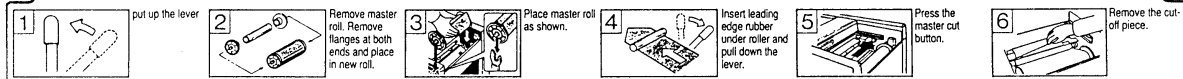
10



51. DECAL AND DOCUMENT (C218/C219)

11

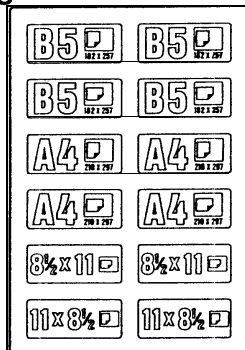
How To Change Master



12



13

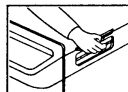


14

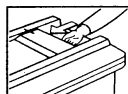
			■	A3
		■		B4
	■	■	■	DLT 11" × 17"
■		■		Ledger 8 1/2" × 14"
No.4	No.3	No.2	No.1	

15

How to Open and Close the original table.



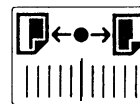
1) Lift release lever.



2) Slide the original table to the # mark.

3) To return the original table, slide completely to the right.

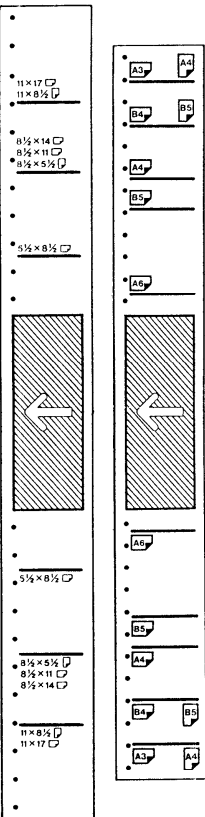
16



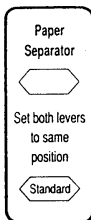
17

Open carefully

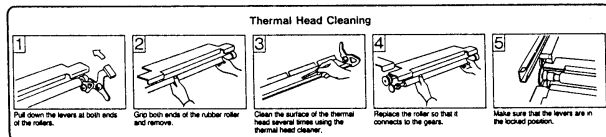
18



19

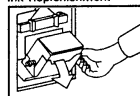


20



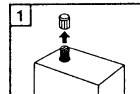
21

Ink Replenishment



Pull down the ink holder and take out the cartridge.

Be sure to replenish ink of the same color.



Remove the cap from a new cartridge of ink. Do not remove the seal.

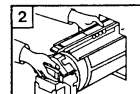


Place the new cartridge of ink into the holder. Make sure the nozzle is correctly inserted. Replace the ink holder. **WARNING-**For continued protection against possible fire, use only **PRIPORT INK.**

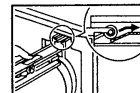
Drum Unit Replacement



Check if the green lamp beside the drum rotation button is lit. If not, please continue to press the button until it lights.

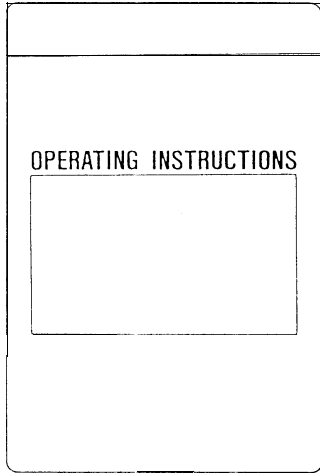


Pull out the drum by squeezing the release handle A. Hold the rail on the drum B and remove the drum by pulling the release slide.



Slide in the color drum unit until it locks into position.

23



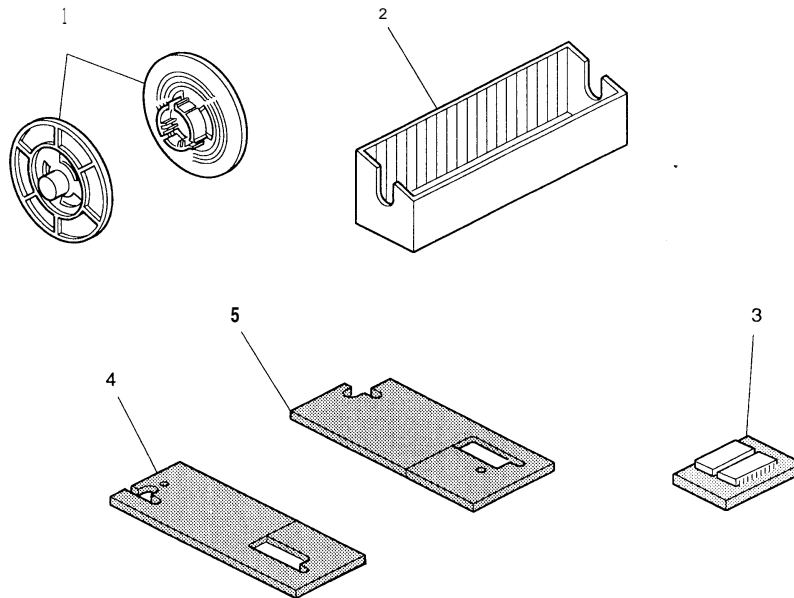
51. DECAL AND DOCUMENT (C218/C219)

Index No.	Part No.	Description	Qty Per Assembly
*	C2182910	Caution Decal-French (C218)	↓
*	C218 2911	Caution Decal-Spanish (C218)	↑
*	C2182912	Caution Decal-Italian (C218)	↓
*	C2182913	Caution Decal-German (C218)	↓
*	C219 2910	Multi Decal-French	↓
*	C2192911	Multi Decal-Spanish	↓
*	C219 2912	Multi Decal -Italian	↓
*	C219 2913	Multi Decal-German	↓
↓	C2032759	Master Cutter Decal	↑
2	C2012543	Decal -Drum Caution	↑
3	C2172514	Decal -Main Switch	↑
4	C2182841	Decal - Paper Table Down (A4)	↑
4	C2182819	Decal -Paper Table Down (LT)	↑
5	C2196083	Decal -Drum Stay (C219)	↑
6	AA002010	Decal -Paper Level	↑
7	C2102813	Decal - Replacing The Drum Unit	↑
8	C2182825	Decal -Master Eject Open	↑
9	C2182818	Decal -Paper Feed Pressure -LT (C218)	↑
9	C2192818	Decal -Paper Separator (C219)	↑
10	C2182823	Decal -Master Flange (C218)	↑
10	C2074011	Master Flange Decal (C219)	↑
11	C2182826	Decal - Master Setting -LG	↑
11	C2182842	Decal -Master Setting -A4	↑
12	C2182820	Decal -Original Size -LT (C218)	↑
13	C2095180.	Decal -Paper Size -Large	↑
13	C2095186	Decal -Paper Size -Small	↑
14	C2095182	Decal-Magnet- Large	↑
14	C2095183	Decal-Magnet-Small	↑
15	C2182824	Decal -Original Table	↑
16	C2032453	Decal -Paper Feed Table	↑
17	C2102804	Decal -Caution (LT)	↑
18	C2102806	Decal -Paper Size	↑
19	C2102791	Decal -Paper Separation	↑
20	C2182817	Decal-Replacement	↑
21	C2182816	Decal - Drum Replacement	↑



Index No.	Part No.	Description	Qty Per Assembly
23	C218 8607	Operating Instructions - LT English (C218)	↑
23	C218 8601	Operating Instructions - A4 German (C218)	↑
23	C218 8602	Operating Instructions - A4 French (C218)	↑
23	C218 8603	Operating Instructions - A4 Italian (C218)	↑
23	C218 8604	Operating Instructions - A4 Spanish (C218)	↑
23	C219 8600	Operating Instructions - A4 English (C219)	↑
23	C219 8601	Operating Instructions - German (C219)	↑
23	C219 8602	Operating Instructions - French (C219)	↑
23	C219 8603	Operating Instructions - Italian (C219)	↓
23	C219 8604	Operating Instructions - Spanish (C219)	↓
23	C218 8600	Operating Instructions - A4 English (C218)	↑
23	C219 8608	Operating Instructions - AA English (C219)	↑

52. ACCESSORIES AND SPECIAL TOOLS (C218/C219)



52. ACCESSORIES AND SPECIAL TOOLS (C218/C219)

Index No.	Part No.	Description	Q'ty Per Assembly
1	C2184231	Master Flange (C218)	1
2	C209 3558	Master Eject Box	1
3	C218 8093	IC - UVEPROM512KX8150NS	1
3	C218 8095	IC - UVEPROM512KX8150NS	1
3	C219 8459	IC - MN5602RTC	1
3	C219 8461	IC -MN5602RTC	1
4	C209 2553	Base Pad - Rear	1
5	C209 2551	Base Pad - Front	1

Index No.	Part No.	Description	Q'ty Per Assembly